



INTRO 4

FEATURED PRODUCTS 6

GALLERY 20

INCLUSION 28

SCHOOL AGE 38

EARLY CHILDHOOD 86

FREESTANDING 110

FITNESS & WELLNESS 154

SITE AMENITIES 160

COMPONENTS 164

INDEX 200

COLORS 202





PLAY ACROSS GENERATIONS



TIONS™



121 Cone Spinner w/ Floor

FORGING COMMUNITY THROUGH FUN

Outdoor, unstructured play enriches the lives of all. That's why we craft high-quality, multigenerational play solutions that unite every generation. Through innovative design, we expand the possibilities of play to bring toddlers, children, teens, parents, and grandparents together on common ground - the playground.

Because it's when we laugh, learn, and play together that a connection is strengthened into a bond, and a moment is transformed into a memory.



Unity® Dome

142

170

Mighty Descent




PlayTown® Playhouse

91



Community Table

162




Arch Rider

MOTION PLAY

Motion play activities such as rocking and spinning offer a variety of developmental benefits for kids—especially when it comes to proprioception, the sixth sense responsible for balance, coordination, and spatial awareness.

Arch Rider provides this key developmental experience for kids of all ages and abilities. Located at transfer-level height, the design features a ridged surface and grips for users as they sit, climb, and rock the sides. Foot pedals are also located at the base, allowing caregivers or friends to easily create extra movement.





FlexRider™ Sling

FLEX RIDER™

Our FlexRider™ products encourage visitors to sit, rock, and socialize. Each FlexRider™ is crafted using durable contoured flextread along with steel posts, which ensures years of cross-generational fun for your community. Social, solo, and inclusive designs are available for you to choose from.



FlexRider™ Rocker



FlexRider™ Hangout

COZY CONNECT™

An extension of our Cozy Cocoon™, this interactive motion play event encourages friends and family to work together to create distinct spinning fun. As users spin each other in one cocoon, the other spins along with it—providing an enjoyable, cross-generational play experience that strengthens the relationships in your community.





Twirly Top

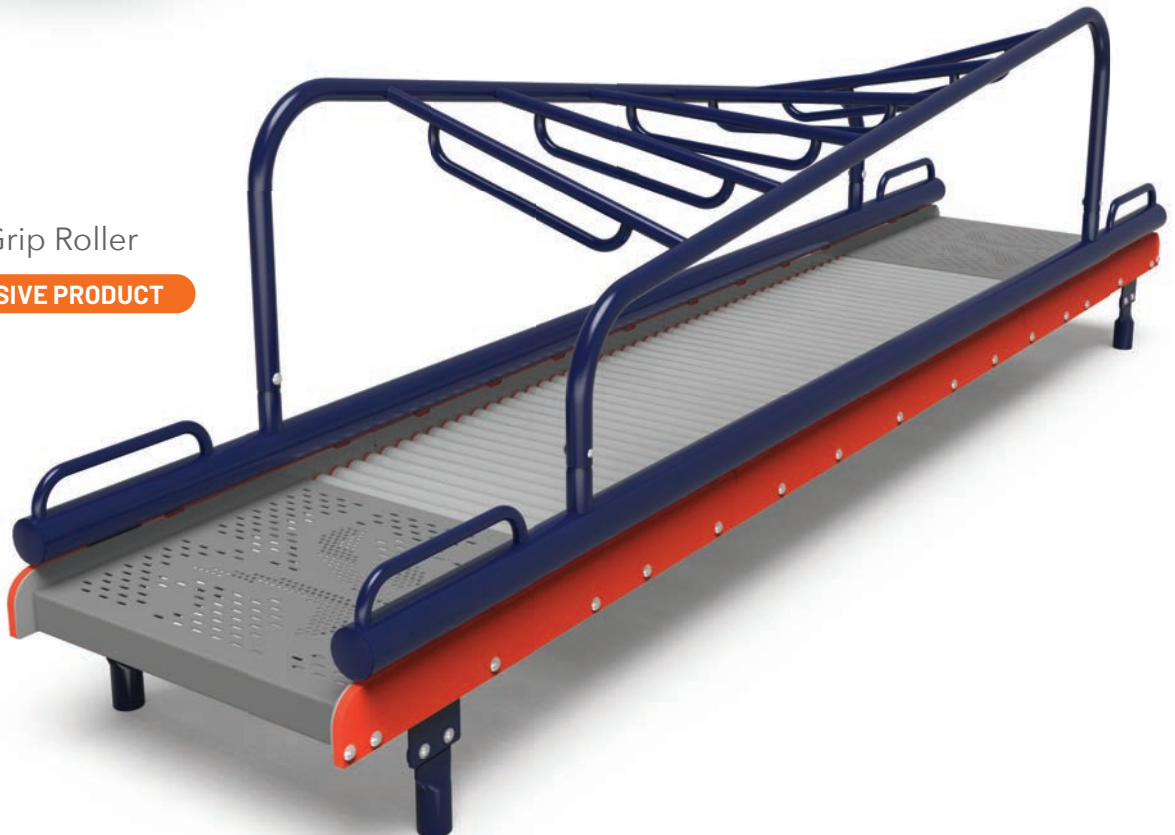


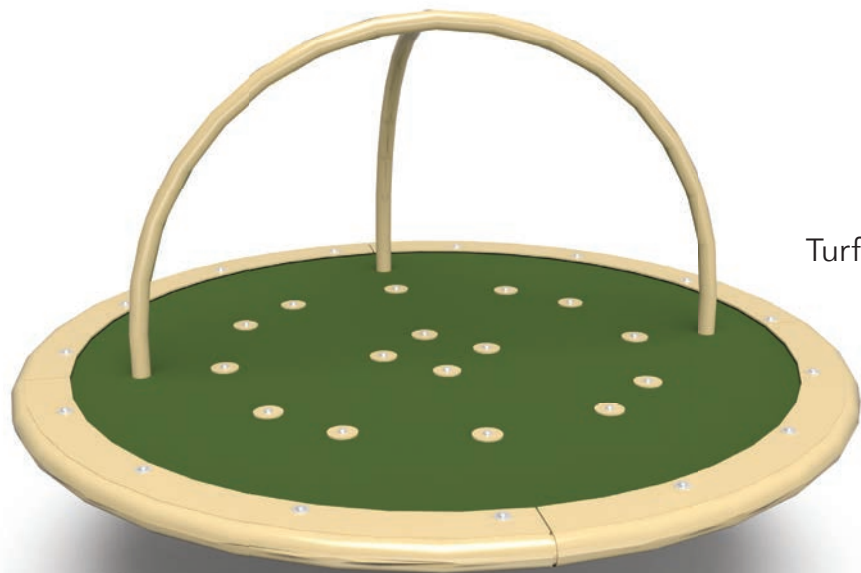
Accessible Seesaw

TOP INCLUSIVE PRODUCT

Twist Grip Roller

TOP INCLUSIVE PRODUCT





Turf Twister



Turn 'N Twist



Ridge Grip Spinner



TOP INCLUSIVE PRODUCT

PLAYCUBES® RETREAT

Encapsulate kids in sensory play with PlayCubes® Retreat! Colorful inserts and Sensory Kits combine in this playful seat to provide kids with a variety of visual, tactile, and auditory activities. Choose your own assortment to create a truly unique piece for your play space.

Sensory Kit #1



Ball Spin



Bristle Brush



Spiral Spin



Embossed Spin

Sensory Kit #2



Hammered Spin



Clicker Press



PLAYHILLS®

An innovative take on traditional hill play, this collection dares kids to conquer new climbs, sharpen their senses, and forge lifelong friendships. PlayHills® may be used as an independent event or connected to Challengers®, Playmakers®, and RopeScapes® layouts to create a fun-filled landmark in your community.



Learn more at
Playworld.com/PlayHills





CUSTOM PLAY

Build the playground of your dreams with Playworld's Custom Design Team! From themed visuals to local graphics from your community, we use cutting-edge techniques—such as exclusive inlaid designs—to set your playground apart and inspire years of adventure.

Learn more at [Playworld.com/Custom](https://www.playworld.com/custom)






SCULPTED PLAY ELEMENTS

CREATIVITY CRAFTED TO LAST

Sculpted play elements store a ton of quality play value in a lightweight package. Constructed of Glass Fiber Reinforced Polymer (GFRP), these vibrant play elements are as tough as concrete but lighter and smoother to the touch—making them less costly to ship, easier to install, and more enticing to kids. Our sculpted play elements are also UV-stable and fade-resistant, guaranteeing your community years of fresh, authentic fun.

See pages 152-153 for more information







COOK FAMILY PARK

Pleasant Grove, Utah

Playworld Representative: Big T Recreation



NATURAL COMMON GROUND

The community of Pleasant Grove, Utah is united thanks to Cook Family Park—a new multigenerational play space that brings visitors of all ages and abilities together through nature-inspired adventures.

The playground features an inclusive Sky Towers® structure where families can interact with sensory play panels, navigate through a network of ramps and climbers, or rush down one of the many spiraling slides. The variety of play events on and surrounding the structure ensure that everyone can enjoy a distinct play experience.

The nature-themed aesthetic also bonds the community. Inspired by the surrounding landscape, designer Big T Recreation included local fauna throughout the play space. Kids can hang out with mountain lions, crawl with bears, or even scamper beside foxes. The inspiration continues onto the main structure with animals featured across the top along with evergreen post toppers and a steel mountain peak.

The playground was made possible in large part thanks to the Cook Center for Human Connection. A family foundation, the Cooks wanted to give back to the community by providing a fun gathering space for families and friends.

Since opening, the playground has drawn in visitors from across Utah, creating a true common ground to connect every generation, for generations.





COVENANT HEALTH PARK

Knoxville, Tennessee

Knoxville Smokies Minor League Baseball Stadium

Playworld Representative: Playworld Preferred



A HOME RUN FOR FANS

Previously based in the suburbs, Tennessee's Knoxville Smokies opened this Minor League Baseball season in a brand-new stadium downtown—complete with an entirely baseball-themed play space. Designed by Playworld Preferred, the play space celebrates the sport both on and around the main structure through custom post toppers, panels, and climbers. However, it's PlayHills® that truly gives young fans a distinct baseball experience.

"This playground features one of the most unique perspectives of this ballpark," said Richie Juliano, Outside Events Coordinator for the Smokies. *"If you climb to the very top, you actually get a view of the pitcher's mound and home plate."*

The view isn't the only appeal to climbing, though. Kids and adults alike enjoy sliding down the 8' (2,44m) Mighty Descent together, turning the play space into a daring cross-generational adventure. Every fourth inning, fans are even joined by Smokies mascots!

"A playground like this is not just for play," said Beth Ramer, Sales Representative at Playworld Preferred. *"It's an area where you can connect parents, grandparents, neighbors, and friends."*

The new stadium serves as the premier spot for sports, entertainment, and play in Knoxville. With every game, more and more fans eagerly line up to get back on the playground.

"The reaction from our families has been tremendous," said Juliano. *"When we see kids running from the stands to the playground, it means Playworld did exactly what we wanted them to do."*





DID YOU KNOW?

WE GO BEYOND AMERICANS WITH DISABILITIES ACT (ADA) STANDARDS TO DESIGN INCLUSIVE, CROSS-GENERATIONAL SPACES FOR INDIVIDUALS OF ALL AGES AND ABILITIES.

INCLUSION

UNITE COMMUNITIES THROUGH PLAY

8 Keys to Inclusion 30

Inclusive Structures 32





8

5

3

1

6

4



8 KEYS TO INCLUSION

By using these 8 Keys in your multigenerational play space design, you're creating a community asset that invites all people to play, learn, and have fun together.

1. THE 'COOLEST THING'

Identify the piece of equipment that families will be the most excited about, and ensure it's usable for all.

2. SOCIAL PLAY

Provide play events that stimulate the imagination. Carefully select and place equipment to provide opportunities for solitary, parallel, associative, and cooperative play.

3. SENSORY PLAY

Incorporate activities that engage the auditory, tactile, proprioceptive, visual, and vestibular sensory systems.

4. LEVELS OF CHALLENGE

Choose physical play activities that provide graduated levels of challenge, ensuring all ages and abilities are actively engaged on the playground.

5. ZONES

Invite engagement between individuals of diverse abilities by locating similar types of equipment in the same area. Set the zones so that they're easily found via an orientation path, which guides people to different areas of play.

6. ROUTES AND MANEUVERABILITY

Routes through the play area should be wide enough for people in wheelchairs to pass one another, and to enter, turn, and exit without difficulty.

7. UNITARY SURFACING

Protective surfacing forms a unitary shock absorbing surface, which makes it easier for wheelchairs and strollers to enter and navigate the play space.

8. FENCING

Important to keep children safe so they don't run or wander out of the play space. A contained play area is especially helpful for those on the autism spectrum. According to the U.S. Center for Disease Control (CDC), 49% of children on the autism spectrum elope.

2



7

INCLUSION'S INFLUENCE

Inclusive designs not only make an impact on the playground, but on the next generation of your community. By creating zones, offering a variety of challenges, and ensuring maneuverability, you're fostering a fun, welcoming environment for generations to come.

Learn more at [Playworld.com/Inclusion](https://www.playworld.com/inclusion)

Inclusive Go-Getter Garden

IDEA-2302 • AGES: 2-12 • SPACE REQUIRED: 145' 0" X 91' 0"

APPROX. PRICE: **\$395,500**

Fencing

Creates safe boundaries for children that elope, and encourages exploration and independent play.

Climbing Challenges

With a variety of climbing structures, the playground offers a range of climbing challenges for children of various abilities.

Orientation Path

Offers a chance to assess the amount and types of play in the space, and provides anyone overstimulated with a safe retreat.



Community Table

Amenities are an easy way to make your play space more inclusive! Designed with seating for all ages and abilities, The Community Table™ creates a multigenerational gathering spot where neighbors, friends, and families can forge authentic connections.

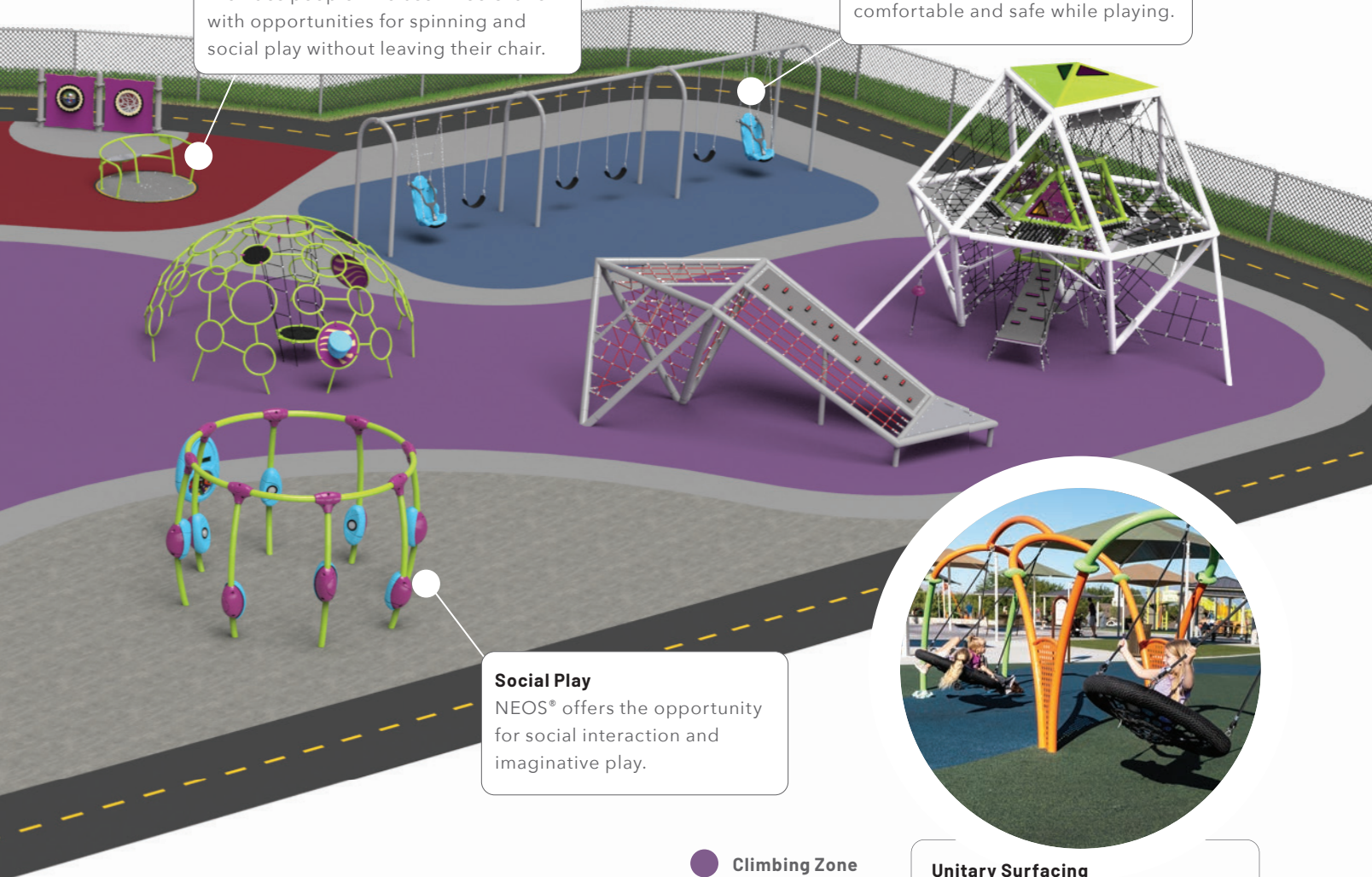


Accessible Whirl

Provides people who use wheelchairs with opportunities for spinning and social play without leaving their chair.

Accessible Swings

Ensures children of all abilities feel comfortable and safe while playing.



Social Play

NEOS® offers the opportunity for social interaction and imaginative play.



Unitary Surfacing

Makes it easy for everyone to maneuver the play space and engage in play, and creates a visual separation for each zone.

- Climbing Zone
- Swinging Zone
- Spinning Zone
- Rocking Zone

PRODUCT	ITEM	SPACE REQUIRED	SIZE	FALL HEIGHT	EVENTS	USERS	WEIGHT	ADA	ASTM F1487	CPSC PUB.325	CAN./CSA Z614	EN1176	APPROX. PRICE
Inclusive Go-Getter Garden	IDEA-2302	145' 0" x 91' 0" (44,2m x 27,74m)	25' 8" x 21' 9" x 10' 10" (7,82m x 6,63m x 3,3m)	9' 4" (2,83m)	64	241	15979 lbs (7247 kg)	•	•	•	•		\$395,500

Pricing is for play equipment only.

Inclusive Suburbia

IDEA-2300 • AGES: 2-12 • SPACE REQUIRED: 90' 0" X 80' 0"
 APPROX. PRICE: **\$212,000**



PLAYTOWN® PLAYHOUSE

NEOS® 360 ACCESSIBLE



91



116

PRODUCT	ITEM	SPACE REQUIRED	SIZE	FALL HEIGHT	EVENTS	USERS	WEIGHT	ADA	ASTM F1487	CSCC PUB.325	CAV/GSA 2014	EN1176	APPROX. PRICE
Inclusive Suburbia	IDEA-2300	90' 0" x 80' 0" (27,43m x 24,38m)	18' 11" x 32' 1" x 12' 10" (5,77m x 9,78m x 3,91m)	6' 8" (2,03m)	78	168	7970 lbs (3615 kg)	•	•	•	•		\$212,000



Inclusive Peacock Plaza

IDEA-2301 • AGES: 5-12 • SPACE REQUIRED: 109' 6" X 75' 0"
 APPROX. PRICE: **\$312,500**

AEROGLIDER™



166

COZY COCOON™



122

PRODUCT	ITEM	SPACE REQUIRED	SIZE	FALL HEIGHT	EVENTS	USERS	WEIGHT	ADA	ASTM F1487	CPSC PUB. 325	CAV/CSA 2614	EN1176	APPROX. PRICE
Inclusive Peacock Plaza	IDEA-2301	109' 6" x 75' 0" (33,38m x 22,86m)	64' 3" x 42' 7" x 14' 3" (19,58m x 12,98m x 4,34m)	8' 5" (2,57m)	57	214	15787 lbs (7160 kg)	•	•	•	+	EN1176	\$312,500

Pricing is for play equipment only.

PERSONALIZE YOUR DESIGN

Start your inclusive playground with the design shown. Then, add more inclusive products either to the existing layout or to your overall space so you can best fit your community's needs!

Learn more at Playworld.com/Inclusion



Playmakers® Community Corner

500-2306 • AGES: 5-12 • SPACE REQUIRED: 36' 0" X 36' 0"
APPROX. PRICE: **\$70,000**

PLAYTOWN® TRUCK



90

121

CONE SPINNER



PRODUCT	ITEM	SPACE REQUIRED	SIZE	FALL HEIGHT	EVENTS	USERS	WEIGHT	ADA	ASTM F1487	CPSC PUB. 305	CAN./CSA 2614	EN1176	APPROX. PRICE
Playmakers® Community Corner	500-2306	36' 0" x 36' 0" (10,97m x 10,97m)	22' 9" x 28' 10" x 8' 4" (6,93m x 8,79m x 2,54m)	8' 5" (2,57m)	11	43	3798 lbs (1722 kg)	•	•	•	•		\$70,000
Playmakers® Imagination Station	500-2206	69' 0" x 58' 0" (21,03m x 17,68m)	56' 2" x 45' 2" x 16' 0" (17,12m x 13,77m x 4,88m)	5' 0" (1,52m)	30	183	11895 lbs (5395 kg)	•	•	•	+		\$217,500



Playmakers® Imagination Station

500-2206 • AGES: 5-12 • SPACE REQUIRED: 69' 0" X 58' 0"
 APPROX. PRICE: **\$217,500**



INCLUSIVE ADDITIONS

Inclusive panels, like the Playground Communication Board, are great details that improve the unity of your play space.

Communication Board (Single)

ZZXX0847 • AGES: 2-12
 APPROX. PRICE: **\$2,153**

DID YOU KNOW?

AS KIDS GET OLDER, IT TAKES A LITTLE MORE TO EXCITE THEM, KEEP THEM ENGAGED, AND SAFELY PUSH THEM OUT OF THEIR COMFORT ZONES. THESE PLAYGROUNDS GO ABOVE AND BEYOND TO ADDRESS THEIR NEEDS.

SCHOOL-AGE

LEARN THROUGH PLAY

PlayHills®	40
RopeScapes®	46
PlayCubes®	54
infiNET™	60
Unity® Connect	62
Branch Out®	64
Sky Towers®	66
Themed	70
Classic	72
PlaySimple®	85





PlayHills® in action





PlayHills® HILL-2600

HILL-2600 • AGES: 5-12 • SPACE REQUIRED: 44' 6" X 37' 6"
APPROX. PRICE: **\$75,500**



PlayHills® HILL-2605

HILL-2605 • AGES: 5-12 • SPACE REQUIRED: 59' 6" X 45' 2"
APPROX. PRICE: **\$101,500**

PRODUCT	ITEM	SPACE REQUIRED	SIZE	FALL HEIGHT	EVENTS	USERS	WEIGHT	ADA	ASTM F1487	CPSC PUB. 325	CAN/CSA Z614	EN1176	APPROX. PRICE
PlayHills® HILL-2600	HILL-2600	44' 6" x 37' 6" (13,56m x 11,43m)	32' 4" x 25' 2" x 8' 10" (9,85m x 7,67m x 2,69m)	8' 10" (2,69m)	13	46	3192 lbs (1448 kg)	•	•	•	•		\$75,500
PlayHills® HILL-2605	HILL-2605	59' 6" x 45' 2" (18,14m x 13,77m)	47' 3" x 31' 8" x 11' 0" (14,4m x 9,65m x 3,35m)	8' 0" (2,44m)	11	51	4430 lbs (2009 kg)	•	•	•	•		\$101,500

+CSA and EN compliant versions available.

All play equipment must be installed over an appropriate impact absorbing surface that complies with ASTM or CSA standards. See your Playworld representative for more information.



PlayHills® HILL-2535

HILL-2535 • AGES: 5-12 • SPACE REQUIRED: 47' 4" X 31' 10"
 APPROX. PRICE: **\$130,000**



PlayHills® HILL-2540

HILL-2540 • AGES: 5-12 • SPACE REQUIRED: 46' 4" X 50' 1"
 APPROX. PRICE: **\$127,500**

PRODUCT	ITEM	SPACE REQUIRED	SIZE	FALL HEIGHT	EVENTS	USERS	WEIGHT	ADA	ASTM F1487	CPSC PUB. 325	CAV/CSA 2614	EN1176	APPROX. PRICE
PlayHills® HILL-2535	HILL-2535	47' 4" x 31' 10" (14,43m x 9,7m)	35' 4" x 19' 10" x 15' 6" (10,77m x 6,04m x 4,72m)	8' 0" (2,44m)	3	70	6383 lbs (2895 kg)	•	•	•	•		\$130,000
PlayHills® HILL-2540	HILL-2540	46' 4" x 50' 1" (14,12m x 15,26m)	34' 4" x 38' 1" x 8' 9" (10,46m x 11,61m x 2,67m)	8' 0" (2,44m)	7	55	6152 lbs (2790 kg)	•	•	•	•		\$127,500

All playgrounds shown are in-ground mount and available as surface mount. Additional ground level components may be required for ADA and ASTM compliance.



PlayHills® HILL-2520

HILL-2520 • AGES: 5-12

SPACE REQUIRED: 48' 2" X 51' 1"

APPROX. PRICE: **\$108,000**

PRODUCT	ITEM	SPACE REQUIRED	SIZE	FALL HEIGHT	EVENTS	USERS	WEIGHT	ADA	ASTM F1487	CPSC PUB 525	CAV/CSA 2614	EN1176	APPROX. PRICE
PlayHills® HILL-2520	HILL-2520	48' 2" x 51' 1" (14,68m x 15,57m)	36' 2" x 39' 1" x 8' 3" (11,02m x 11,91m x 2,51m)	8' 0" (2,44m)	7	53	4957 lbs (2248 kg)	•	•	•	•		\$108,000



PlayHills® HILL-2530

HILL-2530 • AGES: 5-12
 SPACE REQUIRED: 51' 7" X 33' 5"
 APPROX. PRICE: **\$125,000**



PlayHills® HILL-2525

HILL-2525 • AGES: 5-12
 SPACE REQUIRED: 55' 4" X 44' 2"
 APPROX. PRICE: **\$114,000**

PRODUCT	ITEM	SPACE REQUIRED	SIZE	FALL HEIGHT	EVENTS	USERS	WEIGHT	ADA	ASTM F1487	CPSC PUB. 325	CAN./CSA 2014	EN1176	APPROX. PRICE
PlayHills® HILL-2530	HILL-2530	51' 7" x 33' 5" (15,72m x 10,19m)	38' 4" x 21' 5" x 15' 6" (13,24m x 9,81m x 2,67m)	8' 10" (2,44m)	3	72	6159 lbs (2793 kg)	•	•	•	•		\$125,000
PlayHills® HILL-2525	HILL-2525	55' 4" x 44' 2" (16,86m x 13,46m)	43' 5" x 32' 2" x 8' 9" (13,24m x 9,81m x 2,67m)	8' 0" (2,68m)	8	53	5256 lbs (2384 kg)	•	•	•	•		\$114,000

All playgrounds shown are in-ground mount and available as surface mount. Additional ground level components may be required for ADA and ASTM compliance.



PlayHills® HILL-2515

HILL-2515 • AGES: 5-12 • SPACE REQUIRED: 55' 4" X 45' 5"
 APPROX. PRICE: **\$90,000**



PlayHills® HILL-2510

HILL-2510 • AGES: 5-12
 SPACE REQUIRED: 38' 2" X 36' 9"
 APPROX. PRICE: **\$65,500**



PRODUCT	ITEM	SPACE REQUIRED	SIZE	FALL HEIGHT	EVENTS	USERS	WEIGHT	ADA	ASTM F1487	CPSC PUB. 323	CAN/CSA Z614	EN1176	APPROX. PRICE
PlayHills® HILL-2515	HILL-2515	55' 4" x 45' 5" (16,86m x 13,84m)	42' 4" x 32' 4" x 11' 0" (12,9m x 9,85m x 3,35m)	8' 5" (2,56m)	9	48	3322 lbs (1507 kg)	•	•	•	•		\$90,000
PlayHills® HILL-2510	HILL-2510	38' 2" x 36' 9" (11,63m x 11,2m)	26' 2" x 24' 9" x 8' 9" (7,98m x 7,54m x 2,67m)	8' 10" (2,68m)	4	27	3435 lbs (1558 kg)	•	•	•	•		\$65,500

+CSA and EN compliant versions available.

All play equipment must be installed over an appropriate impact absorbing surface that complies with ASTM or CSA standards. See your Playworld representative for more information.

PlayHills® HILL-2505

HILL-2505 • AGES: 5-12 • SPACE REQUIRED: 32' 9" X 40' 11"
 APPROX. PRICE: **\$56,500**



PlayHills® HILL-2500

HILL-2500 • AGES: 5-12 • SPACE REQUIRED: 32' 8" X 38' 0"
 APPROX. PRICE: **\$56,000**



PRODUCT	ITEM	SPACE REQUIRED	SIZE	FALL HEIGHT	EVENTS	USERS	WEIGHT	ADA	ASTM F1487	CPSC PUB. 325	CAN./CSA 2614	EN1176	APPROX. PRICE
PlayHills® HILL-2505	HILL-2505	32' 9" x 40' 11" (9,98m x 12,47m)	20' 9" x 28' 11" x 12' 5" (6,32m x 8,81m x 3,79m)	8' 0" (2,44m)	5	25	2996 lbs (1359 kg)	•	•	•	•		\$56,500
PlayHills® HILL-2500	HILL-2500	32' 8" x 38' 0" (9,96m x 11,58m)	20' 8" x 26' 0" x 8' 2" (6,3m x 7,92m x 2,49m)	8' 0" (2,44m)	2	22	2611 lbs (1184 kg)	•	•	•	•		\$56,000

All playgrounds shown are in-ground mount and available as surface mount. Additional ground level components may be required for ADA and ASTM compliance.



RopeScapes®
in action

RopeScapes® RS-2365

RS-2365 • AGES: 5-12
 SPACE REQUIRED: 77' 6" X 52' 2"
 APPROX. PRICE: **\$206,500**



RopeScapes® RS-2350


RS-2350 • AGES: 5-12 • SPACE REQUIRED: 68' 0" X 40' 0"
 APPROX. PRICE: **\$161,000**

PRODUCT	ITEM	SPACE REQUIRED	SIZE	FALL HEIGHT	EVENTS	USERS	WEIGHT	ADA	ASTM F1487	CPSC PUB. 325	CAV/CSA 2614	EN1176	APPROX. PRICE
RopeScapes® RS-2365	RS-2365	77' 6" x 52' 2" (23,62m x 15,9m)	63' 10" x 39' 11" x 12' 5" (19,46m x 12,17m x 3,79m)	8' 0" (2,44m)	9	94	8531 lbs (3869 kg)	•	•	•	•	•	\$206,500
RopeScapes® RS-2350	RS-2350	68' 0" x 40' 0" (20,73m x 12,19m)	52' 7" x 27' 6" x 15' 6" (16,03m x 8,38m x 4,72m)	8' 0" (2,44m)	6	100	7579 lbs (3437 kg)	•	•	•	•	•	\$161,000

All playgrounds shown are in-ground mount and available as surface mount. Additional ground level components may be required for ADA and ASTM compliance.

Tianzi® TZ-2325

TZ-2325 • AGES: 5-12 • SPACE REQUIRED: 45' 0" X 43' 0"
 APPROX. PRICE: **\$117,500**



Tianzi® TZ-2310

TZ-2310 • AGES: 5-12
 SPACE REQUIRED: 41' 8" X 33' 8"
 APPROX. PRICE: **\$39,500**



Tianzi® TZ-2300

TZ-2300 • AGES: 5-12
 SPACE REQUIRED: 21' 6" X 21' 6"
 APPROX. PRICE: **\$13,000**

PRODUCT	ITEM	SPACE REQUIRED	SIZE	FALL HEIGHT	EVENTS	USERS	WEIGHT	ADA	ASTM F1487	CPSC PUB.325	CAN/CSA Z614	EN1176	APPROX. PRICE
Tianzi® TZ-2325	TZ-2325	45' 0" x 43' 0" (13,72m x 13,11m)	32' 9" x 29' 4" x 15' 6" (9,98m x 8,94m x 4,72m)	8' 0" (2,44m)	6	75	5955 lbs (2701 kg)	•	•	•	•		\$117,500
Tianzi® TZ-2310	TZ-2310	41' 8" x 33' 8" (12,7m x 10,26m)	29' 4" x 21' 3" x 13' 8" (8,94m x 6,48m x 4,17m)	6' 11" (2,11m)	19	44	2033 lbs (922 kg)	•	•	•	•		\$39,500
Tianzi® TZ-2300	TZ-2300	21' 6" x 21' 6" (6,55m x 6,55m)	9' 3" x 9' 3" x 13' 8" (2,82m x 2,82m x 4,17m)	6' 11" (2,11m)	1	8	660 lbs (300 kg)	•	•	•	•		\$13,000

+CSA and EN compliant versions available. Playground Installation not included in price.

All play equipment must be installed over an appropriate impact absorbing surface that complies with ASTM or CSA standards. See your Playworld representative for more information.



Tianzi® TZ-2320

TZ-2320 • AGES: 5-12 • SPACE REQUIRED: 46' 6" X 42' 2"

APPROX. PRICE: **\$65,000**

PRODUCT	ITEM	SPACE REQUIRED	SIZE	FALL HEIGHT	EVENTS	USERS	WEIGHT	ADA	ASTM F1487	CPSC PUB.325	CAV/ GSA 2614	EM1176	APPROX. PRICE
Tianzi® TZ-2320	TZ-2320	46' 6" x 42' 2" (14,17m x 12,85m)	34' 2" x 29' 10" x 14' 8" (10,42m x 9,09m x 4,47m)	7' 2" (2,19m)	7	36	3054 lbs (1385 kg)	•	•	•	•		\$65,000

All playgrounds shown are in-ground mount and available as surface mount. Additional ground level components may be required for ADA and ASTM compliance.



RopeScapes® RS-2345

RS-2345 • AGES: 5-12
 SPACE REQUIRED: 56' 6" X 53' 6"
 APPROX. PRICE: **\$146,000**



RopeScapes® RS-2325

RS-2325 • AGES: 5-12
 SPACE REQUIRED: 55' 10" X 40' 6"
 APPROX. PRICE: **\$100,500**



Tianzi® TZ-2305

TZ-2305 • AGES: 5-12
 SPACE REQUIRED: 35' 6" X 27' 8"
 APPROX. PRICE: **\$22,000**

PRODUCT	ITEM	SPACE REQUIRED	SIZE	FALL HEIGHT	EVENTS	USERS	WEIGHT	ADA	ASTM F1497	CPSC PUB.325	CAN/CSA Z614	EN1176	APPROX. PRICE
RopeScapes® RS-2345	RS-2345	56' 6" x 53' 6" (17,22m x 16,31m)	44' 1" x 41' 0" x 8' 8" (13,44m x 12,5m x 2,64m)	7' 2" (2,19m)	7	78	5865 lbs (2660 kg)	•	•	•	•		\$146,000
RopeScapes® RS-2325	RS-2325	55' 10" x 40' 6" (17,02m x 12,34m)	43' 2" x 27' 0" x 12' 5" (13,16m x 8,23m x 3,79m)	8' 0" (2,44m)	6	37	4250 lbs (1928 kg)	•	•	•	•		\$100,500
Tianzi® TZ-2305	TZ-2305	35' 6" x 27' 8" (10,82m x 8,43m)	23' 2" x 15' 4" x 14' 8" (7,06m x 4,67m x 4,47m)	6' 11" (2,11m)	6	17	1120 lbs (508 kg)	•	•	•	•		\$22,000



RopeScapes® RS-2315

RS-2315 • AGES: 5-12
 SPACE REQUIRED: 43' 0" X 34' 8"
 APPROX. PRICE: **\$104,500**




RopeScapes® RS-2360

RS-2360 • AGES: 5-12 • SPACE REQUIRED: 67' 8" X 47' 6"
 APPROX. PRICE: **\$191,500**

PRODUCT	ITEM	SPACE REQUIRED	SIZE	FALL HEIGHT	EVENTS	USERS	WEIGHT	ADA	ASTM F1487	CPSC PUB. 305	CAN./CSA Z614	EN1176	APPROX. PRICE
RopeScapes® RS-2315	RS-2315	43' 0" x 34' 8" (13,11m x 10,57m)	28' 11" x 22' 9" x 15' 6" (8,81m x 6,93m x 4,72m)	8' 0" (2,44m)	3	59	4963 lbs (2251 kg)	•	•	•	•		\$104,500
RopeScapes® RS-2360	RS-2360	67' 8" x 47' 6" (20,63m x 14,48m)	55' 0" x 35' 1" x 15' 6" (16,76m x 10,69m x 4,72m)	8' 0" (2,44m)	7	118	8651 lbs (3924 kg)	•	•	•	•		\$191,500

All playgrounds shown are in-ground mount and available as surface mount. Additional ground level components may be required for ADA and ASTM compliance.



RopeScapes® RS-2340

RS-2340 • AGES: 5-12 • SPACE REQUIRED: 47' 0" X 68' 0"
 APPROX. PRICE: **\$140,500**

PRODUCT	ITEM	SPACE REQUIRED	SIZE	FALL HEIGHT	EVENTS	USERS	WEIGHT	ADA	ASTM F1487	CPSC PUB.325	CAH/CSA Z614	EN1176	APPROX. PRICE
RopeScapes® RS-2340	RS-2340	47' 0" x 68' 0" (14,33m x 20,73m)	34' 3" x 54' 1" x 12' 5" (10,44m x 16,46m x 3,79m)	8' 0" (2,44m)	6	64	5781 lbs (2622 kg)	•	•	•	•		\$140,500



Tianzi® TZ-2315

TZ-2315 • AGES: 5-12
 SPACE REQUIRED: 46' 0" X 46' 8"
 APPROX. PRICE: **\$64,000**



RopeScapes® RS-2310

RS-2310 • AGES: 5-12
 SPACE REQUIRED: 46' 4" X 40' 0"
 APPROX. PRICE: **\$97,500**

RopeScapes® RS-2335

RS-2335 • AGES: 5-12
 SPACE REQUIRED: 55' 4" X 43' 4"
 APPROX. PRICE: **\$122,000**



PRODUCT	ITEM	SPACE REQUIRED	SIZE	FALL HEIGHT	EVENTS	USERS	WEIGHT	ADA	ASTM F1487	CPSC PUB.325	CAN/CSA Z614	EN1176	APPROX. PRICE
Tianzi® TZ-2315	TZ-2315	46' 0" x 46' 8" (14,02m x 14,23m)	33' 11" x 34' 5" x 14' 8" (10,34m x 10,49m x 4,47m)	6' 11" (2,11m)	19	58	3452 lbs (1566 kg)	•	•	•	•		\$64,000
RopeScapes® RS-2310	RS-2310	46' 4" x 40' 0" (14,12m x 12,19m)	34' 0" x 25' 10" x 11' 10" (10,36m x 7,87m x 3,61m)	8' 0" (2,44m)	6	51	3815 lbs (1730 kg)	•	•	•	•		\$97,500
RopeScapes® RS-2335	RS-2335	55' 4" x 43' 4" (16,86m x 13,21m)	43' 1" x 29' 9" x 12' 5" (13,13m x 9,07m x 3,79m)	8' 0" (2,44m)	7	62	5040 lbs (2286 kg)	•	•	•	•		\$122,000



PlayCubes® 10.1CSL

PLAYCUBES-10.1CSL • AGES: 5-12 • SPACE REQUIRED: 32' 4" X 42' 4"
 APPROX. PRICE: **\$66,665**



PlayCubes® 8.0SL

PLAYCUBES-8SL • AGES: 5-12
 SPACE REQUIRED: 27' 0" X 33' 6"
 APPROX. PRICE: **\$41,695**

PRODUCT	ITEM	SPACE REQUIRED	SIZE	FALL HEIGHT	EVENTS	USERS	WEIGHT	ADA	ASTM F1487	CPSC PUB.305	CAN/CSA Z614	EN1176	APPROX. PRICE
PlayCubes® 10.1CSL	PLAYCUBES-10.1CSL	32' 4" x 42' 4" (9,85m x 12,9m)	19' 11" x 28' 3" x 11' 4" (6,07m x 8,61m x 3,45m)	8' 4" (2,54m)	22	59	2541 lbs (1153 kg)	•	•	•	•		\$66,665
PlayCubes® 8.0SL	PLAYCUBES-8SL	27' 0" x 33' 6" (8,23m x 10,21m)	14' 11" x 21' 6" x 10' 10" (4,55m x 6,55m x 3,3m)	8' 5" (2,57m)	9	33	1260 lbs (572 kg)	•	•	•	•	+	\$41,695
PlayCubes® 8.0SLM (Metal)	PLAYCUBES-8SLM	27' 2" x 34' 0" (8,26m x 10,36m)	14' 11" x 21' 10" x 10' 9" (4,55m x 6,65m x 3,26m)	8' 6" (2,59m)	9	33	2702 lbs (1226 kg)	•	•	•	•	•	\$79,465



PlayCubes® Retreat


TOP INCLUSIVE PRODUCT



Sensory Kit #1




Ball Spin



Bristle Brush



Spiral Spin



Textured Base

Sensory Kit #2




Embossed Spin



Hammered Spin



Clicker Press



Discovery Base

PRODUCT	ITEM	SIZE	EVENTS	USERS	WEIGHT	ADA	ASTM F1487	EPSC PUB.305 2014	GMV/CSA 2014	EN1176	APPROX. PRICE
PlayCubes® Retreat	ZZUN8718	4' 11" x 3' 0" x 5' 2" (1,51m x 0,92m x 1,58m)	1	2	150 lbs (69 kg)	•	•	•	•	•	\$3,639
PlayCubes® Sensory Kit #1	ZZUN8722	-	3	3	7 lbs (3 kg)	•	•	•	•	•	\$601
PlayCubes® Sensory Kit #2	ZZUN8723	-	3	3	6 lbs (3 kg)	•	•	•	•	•	\$586
PlayCubes® Textured Base	ZZUN8724	-	-	-	7 lbs (3 kg)	•	•	•	•	•	\$286
PlayCubes® Discovery Base	ZZUN8725	-	-	-	7 lbs (3 kg)	•	•	•	•	•	\$444

All playgrounds shown are in-ground mount and available as surface mount. Additional ground level components may be required for ADA and ASTM compliance.

PlayCubes® are available in Plastic and Metal.
Materials are not interchangeable between all designs.




PlayCubes® 1.0M

PLAYCUBES-1M • AGES: 2-12
SPACE REQUIRED: 16' 4" X 17' 0"
APPROX. PRICE: **\$8,640**

PlayCubes® 4.0

PLAYCUBES-4 • AGES: 5-12
SPACE REQUIRED: 22' 0" X 20' 8"
APPROX. PRICE: **\$17,235**



PlayCubes® 10.0M

PLAYCUBES-10M • AGES: 5-12 • SPACE REQUIRED: 32' 0" X 25' 0"
APPROX. PRICE: **\$79,628**

PRODUCT	ITEM	SPACE REQUIRED	SIZE	FALL HEIGHT	EVENTS	USERS	WEIGHT	ADA	ASTM F1487	CPSC PUB.325	CAN/CSA Z614	EN1176	APPROX. PRICE
PlayCubes® 1.0M (Metal)	PLAYCUBES-1M	16' 4" x 17' 0" (4,98m x 5,18m)	4' 4" x 4' 11" x 4' 2" (1,32m x 1,5m x 1,27m)	4' 2" (1,27m)	1	4	335 lbs (152 kg)	•	•	•	•	•	\$8,640
PlayCubes® 4.0	PLAYCUBES-4	22' 0" x 20' 8" (6,71m x 6,3m)	9' 11" x 8' 8" x 6' 2" (3,02m x 2,64m x 1,88m)	6' 2" (1,88m)	4	15	556 lbs (252 kg)	•	•	•	•	+	\$17,235
PlayCubes® 10.0M (Metal)	PLAYCUBES-10M	32' 0" x 25' 0" (9,75m x 7,62m)	19' 11" x 12' 11" x 8' 3" (6,07m x 3,94m x 2,51m)	8' 3" (2,51m)	10	36	2962 lbs (1343 kg)	•	•	•	•	•	\$79,628



PlayCubes® 27.0

PLAYCUBES-27 • AGES: 5-12 • SPACE REQUIRED: 37' 0" X 33' 8"
 APPROX. PRICE: **\$112,116**



PlayCubes® 12.SL

PLAYCUBES-12SL • AGES: 5-12
 SPACE REQUIRED: 32' 0" X 42' 0"
 APPROX. PRICE: **\$66,839**

PRODUCT	ITEM	SPACE REQUIRED	SIZE	FALL HEIGHT	EVENTS	USERS	WEIGHT	ADA	ASTM F1487	CPSC PUB.325	CAN./CSA 2014	EN1176	APPROX. PRICE
PlayCubes® 27.0	PLAYCUBES-27	37' 0" x 33' 8" (11,28m x 10,26m)	24' 11" x 21' 7" x 12' 10" (7,6m x 6,58m x 3,91m)	10' 5" (3,18m)	27	92	3308 lbs (1501 kg)	•	•	•	•		\$112,116
PlayCubes® 12.SL	PLAYCUBES-12SL	32' 0" x 42' 0" (9,75m x 12,8m)	19' 11" x 28' 0" x 11' 4" (6,07m x 8,53m x 3,45m)	8' 4" (2,54m)	19	57	2534 lbs (1150 kg)	•	•	•	•		\$66,839

All playgrounds shown are in-ground mount and available as surface mount. Additional ground level components may be required for ADA and ASTM compliance.




PlayCubes® 10.0CSL

PLAYCUBES-10CSL • AGES: 5-12 • SPACE REQUIRED: 45' 6" X 34' 0"
 APPROX. PRICE: **\$61,479**



PlayCubes® 5.0MCN

PLAYCUBES-5MCN • AGES: 5-12
 SPACE REQUIRED: 36' 8" X 29' 10"
 APPROX. PRICE: **\$53,042**



PRODUCT	ITEM	SPACE REQUIRED	SIZE	FALL HEIGHT	EVENTS	USERS	WEIGHT	ADA	ASTM F1487	CPSC PUB. 325	CAN/CSA Z614	EN1176	APPROX. PRICE
PlayCubes® 10.0CSL	PLAYCUBES-10CSL	45' 6" x 34' 0" (13,87m x 10,36m)	33' 3" x 21' 9" x 10' 10" (10,13m x 6,63m x 3,3m)	8' 5" (2,57m)	23	66	2046 lbs (928 kg)	•	•	•	•	+	\$61,479
PlayCubes® 5.0MCN (Metal)	PLAYCUBES-5MCN	36' 8" x 29' 10" (11,18m x 9,09m)	24' 7" x 17' 8" x 4' 3" (7,49m x 5,39m x 1,3m)	4' 3" (1,3m)	12	32	1955 lbs (887 kg)	•	•	•	•	•	\$53,042

+CSA and EN compliant versions available. Playground Installation not included in price.

All play equipment must be installed over an appropriate impact absorbing surface that complies with ASTM or CSA standards. See your Playworld representative for more information.



PlayCubes® 1.1C

PLAYCUBES-1.1C • AGES: 5-12 • SPACE REQUIRED: 24' 8" X 24' 2"
 APPROX. PRICE: **\$10,274**



PlayCubes® 4.0C

PLAYCUBES-4C • AGES: 5-12 • SPACE REQUIRED: 27' 10" X 26' 10"
 APPROX. PRICE: **\$21,730**



PlayCubes® 3.0N

PLAYCUBES-3N • AGES: 2-12
 SPACE REQUIRED: 25' 10" X 24' 2"
 APPROX. PRICE: **\$18,300**



PRODUCT	ITEM	SPACE REQUIRED	SIZE	FALL HEIGHT	EVENTS	USERS	WEIGHT	ADA	ASTM F1487	CPSC PUB.325	CAN./CSA 2614	EN1176	APPROX. PRICE
PlayCubes® 1.1C	PLAYCUBES-1.1C	24' 8" x 24' 2" (7,52m x 7,37m)	12' 6" x 12' 0" x 8' 2" (3,81m x 3,66m x 2,49m)	8' 2" (2,49m)	4	9	366 lbs (166 kg)	•	•	•	•	•	\$10,274
PlayCubes® 4.0C	PLAYCUBES-4C	27' 10" x 26' 10" (8,48m x 8,18m)	15' 8" x 14' 8" x 8' 2" (4,78m x 4,47m x 2,49m)	8' 2" (2,49m)	10	27	729 lbs (331 kg)	•	•	•	•	•	\$21,730
PlayCubes® 3.0N	PLAYCUBES-3N	25' 10" x 24' 2" (7,87m x 7,37m)	13' 8" x 11' 11" x 4' 1" (4,17m x 3,63m x 1,24m)	4' 1" (1,24m)	4	16	594 lbs (269 kg)	•	•	•	•	+	\$18,300

All playgrounds shown are in-ground mount and available as surface mount. Additional ground level components may be required for ADA and ASTM compliance.



infiNET™ INET-2200

INET-2200 • AGES: 5-12 • SPACE REQUIRED: 74' 1" X 62' 4"
 APPROX. PRICE: **\$131,500**



infiNET™ INET-2210

INET-2210 • AGES: 5-12 • SPACE REQUIRED: 61' 10" X 54' 4"
 APPROX. PRICE: **\$142,500**

PRODUCT	ITEM	SPACE REQUIRED	SIZE	FALL HEIGHT	EVENTS	USERS	WEIGHT	ADA	ASTM F1487	CPSC PUB.325	CAV/CSA 2014	EN1176	APPROX. PRICE
infiNET™ INET-2200	INET-2200	74' 1" x 62' 4" (22,58m x 19m)	59' 11" x 49' 4" x 18' 2" (18,26m x 15,04m x 5,54m)	8' 0" (2,44m)	15	71	5722 lbs (2595 kg)	•	•	•	+		\$131,500
infiNET™ INET-2210	INET-2210	61' 10" x 54' 4" (18,85m x 16,56m)	48' 2" x 41' 10" x 16' 0" (14,68m x 12,75m x 4,88m)	8' 2" (2,49m)	23	104	7237 lbs (3282 kg)	•	•	•	+		\$142,500







Unity® Connect UC-2025

UC-2025 • AGES: 5-12
 SPACE REQUIRED: 44' 2" X 39' 10"
 APPROX. PRICE: **\$74,500**



Unity® Connect UC-1730

UC-1730 • AGES: 5-12 • SPACE REQUIRED: 34' 10" X 27' 11"
 APPROX. PRICE: **\$64,500**



Unity® Connect UC-1900

UC-1900 • AGES: 5-12 • SPACE REQUIRED: 44' 4" X 31' 2"
 APPROX. PRICE: **\$44,000**



Unity® Connect UC-2010

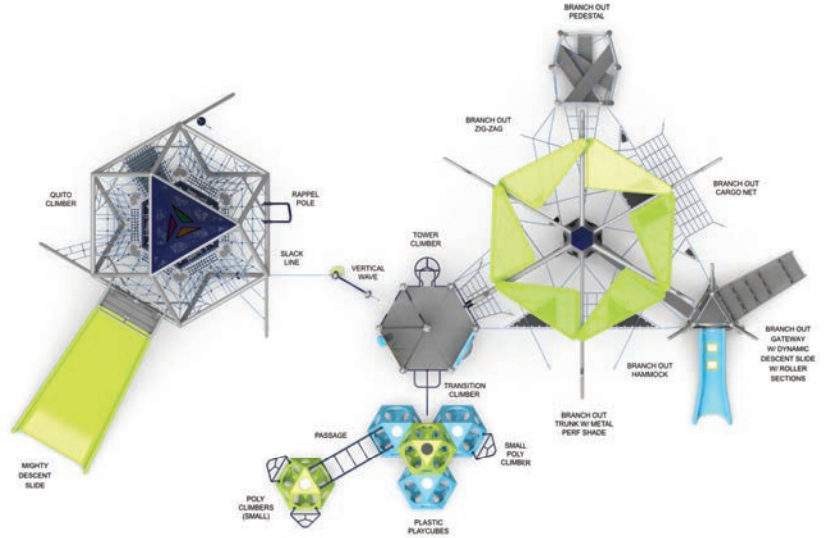
UC-2010 • AGES: 5-12 • SPACE REQUIRED: 30' 0" X 33' 4"
 APPROX. PRICE: **\$39,500**



Unity® Connect UC-1725

UC-1725 • AGES: 5-12 • SPACE REQUIRED: 40' 4" X 29' 4"
 APPROX. PRICE: **\$39,000**

PRODUCT	ITEM	SPACE REQUIRED	SIZE	FALL HEIGHT	EVENTS	USERS	WEIGHT	ADA	ASTM F1487	EPSC PUB.305	GM/CSA 2014	EN1176	APPROX. PRICE
Unity® Connect UC-2025	UC-2025	44' 2" x 39' 10" (13,46m x 12,14m)	19' 0" x 21' 1" x 12' 10" (5,79m x 6,43m x 3,91m)	7' 2" (2,19m)	10	83	2825 lbs (1282 kg)	•	•	•	•	•	\$74,500
Unity® Connect UC-1730	UC-1730	34' 10" x 27' 11" (10,62m x 8,51m)	22' 9" x 15' 11" x 14' 9" (6,93m x 4,85m x 4,5m)	8' 2" (2,49m)	9	57	2722 lbs (1235 kg)	•	•	•	•	•	\$64,500
Unity® Connect UC-1900	UC-1900	44' 4" x 31' 2" (13,51m x 9,5m)	32' 1" x 18' 11" x 12' 10" (9,78m x 5,77m x 3,91m)	6' 7" (2,01m)	9	54	1913 lbs (868 kg)	•	•	•	•	•	\$44,000
Unity® Connect UC-2010	UC-2010	30' 0" x 33' 4" (9,14m x 10,16m)	17' 9" x 21' 1" x 12' 10" (5,41m x 6,43m x 3,91m)	6' 1" (1,85m)	5	26	1399 lbs (635 kg)	•	•	•	•	•	\$39,500
Unity® Connect UC-1725	UC-1725	40' 4" x 29' 4" (12,29m x 8,94m)	28' 3" x 17' 3" x 12' 10" (8,61m x 5,26m x 3,91m)	8' 2" (2,49m)	8	49	1595 lbs (723 kg)	•	•	•	•	•	\$39,000

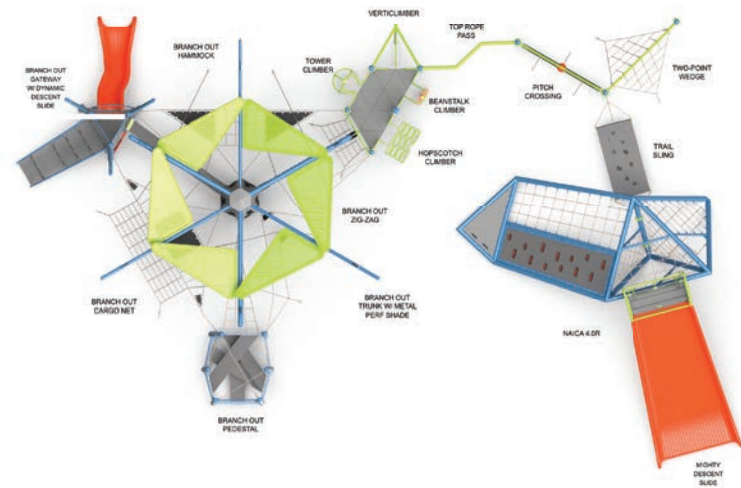


Branch Out® Valor Valley

500-2451 • AGES: 5-12 • SPACE REQUIRED: 78' 0" X 53' 6"
 APPROX. PRICE: **\$284,000**



PRODUCT	ITEM	SPACE REQUIRED	SIZE	FALL HEIGHT	EVENTS	USERS	WEIGHT	ADA	ASTM F1487	CPSC PUB. 325	CAN/CSA Z614	EN1176	APPROX. PRICE
Branch Out® Valor Valley	500-2451	78' 0" x 53' 6" (23,77m x 16,31m)	65' 9" x 41' 2" x 16' 5" (20,04m x 12,56m x 5m)	8' 0" (2,44m)	33	168	13030 lbs (5909 kg)	•	•	•	•		\$284,000



Branch Out® Mighty Woods

500-2450 • AGES: 5-12 • SPACE REQUIRED: 72' 4" X 21' 9"
 APPROX. PRICE: **\$203,000**

PRODUCT	ITEM	SPACE REQUIRED	SIZE	FALL HEIGHT	EVENTS	USERS	WEIGHT	ADA	ASTM F1487	CPSC PUB.325	CAN/CSA Z614	EN1176	APPROX. PRICE
Branch Out® Mighty Woods	500-2450	72' 4" x 21' 9" (22,05m x 6,63m)	59' 11" x 37' 8" x 16' 5" (18,26m x 11,48m x 5m)	8' 0" (2,44m)	18	93	9247 lbs (4194 kg)	•	•	•	•		\$203,000

All playgrounds shown are in-ground mount and available as surface mount. Additional ground level components may be required for ADA and ASTM compliance.



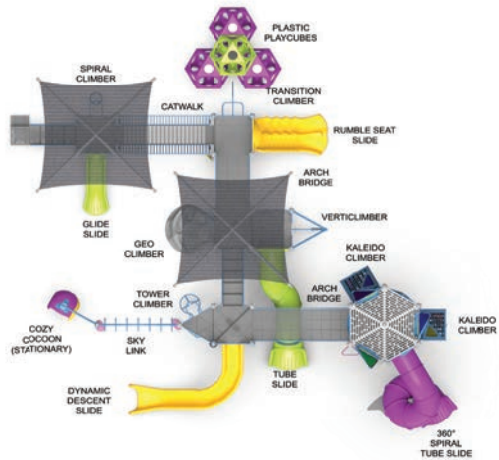
Sky Towers® Hannah's Hideaway

500-2038 • AGES: 5-12 • SPACE REQUIRED: 30' 4" X 39' 6"

APPROX. PRICE: **\$264,500**

PRODUCT	ITEM	SPACE REQUIRED	SIZE	FALL HEIGHT	EVENTS	USERS	WEIGHT	ADA	ASTM F1487	CPSC PUB. 325	CAN/CSA Z614	EN1176	APPROX. PRICE
Sky Towers® Hannah's Hideaway	500-2038	30' 4" x 39' 6" (9,24m x 12,04m)	18' 0" x 25' 3" x 26' 1" (5,49m x 7,71m x 7,95m)	8' 6" (2,59m)	20	53	11451 lbs (5193 kg)	•	•	•	+		\$264,500

+CSA and EN compliant versions available. Playground Installation not included in price. All play equipment must be installed over an appropriate impact absorbing surface that complies with ASTM or CSA standards. See your Playworld representative for more information.



Sky Towers® Toula's Tower

500-2115 • AGES: 5-12 • SPACE REQUIRED: 58' 6" X 58' 8"
 APPROX. PRICE: **\$237,500**

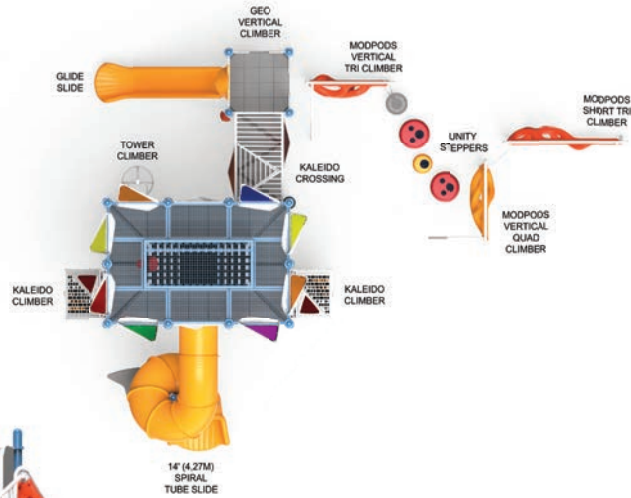
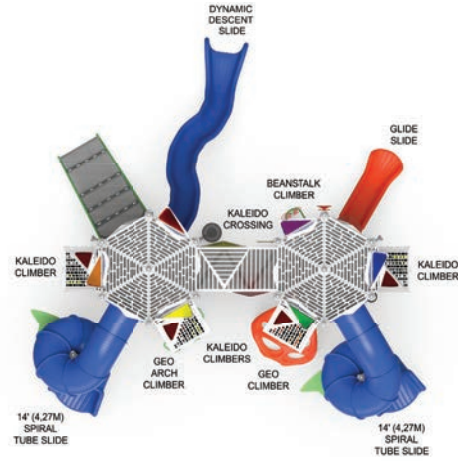
PRODUCT	ITEM	SPACE REQUIRED	SIZE	FALL HEIGHT	EVENTS	USERS	WEIGHT	ADA	ASTM F1487	CPSC PUB.325	CAN/CSA Z614	EN1176	APPROX. PRICE
Sky Towers® Toula's Tower	500-2115	58' 6" x 58' 8" (17,83m x 17,88m)	45' 9" x 44' 8" x 25' 9" (13,94m x 13,62m x 7,85m)	9' 0" (2,74m)	32	127	12200 lbs (5533 kg)	•	•	•	+		\$237,500

All playgrounds shown are in-ground mount and available as surface mount. Additional ground level components may be required for ADA and ASTM compliance.

Sky Towers® Emerson Heights

500-2037 • AGES: 5-12 • SPACE REQUIRED: 41' 2" X 43' 2"

APPROX. PRICE: **\$264,500**



Sky Towers® Jude's Tower


500-2039 • AGES: 5-12 • SPACE REQUIRED: 49' 10" X 41' 0"

APPROX. PRICE: **\$306,000**

PRODUCT	ITEM	SPACE REQUIRED	SIZE	FALL HEIGHT	EVENTS	USERS	WEIGHT	ADA	ASTM F1487	CPSC PUB.325	CAN/CSA Z614	EN1176	APPROX. PRICE
Sky Towers® Emerson Heights	500-2037	41' 2" x 43' 2" (12,55m x 13,16m)	28' 11" x 28' 2" x 26' 7" (8,81m x 8,59m x 8,1m)	9' 0" (2,74m)	21	101	11666 lbs (5291 kg)	•	•	•	+		\$264,500
Sky Towers® Jude's Tower	500-2039	49' 10" x 41' 0" (15,19m x 12,5m)	37' 4" x 26' 8" x 26' 1" (11,38m x 8,13m x 7,95m)	8' 6" (2,59m)	28	75	13519 lbs (6131 kg)	•	•	•	+		\$306,000

+CSA and EN compliant versions available. Playground Installation not included in price.

All play equipment must be installed over an appropriate impact absorbing surface that complies with ASTM or CSA standards. See your Playworld representative for more information.

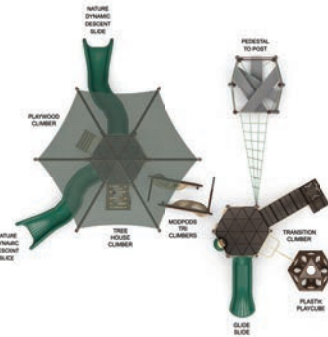


Playmakers® Lydia's Rainbow

500-2035 • AGES: 5-12 • SPACE REQUIRED: 43' 6" X 34' 6"
 APPROX. PRICE: **\$116,500**

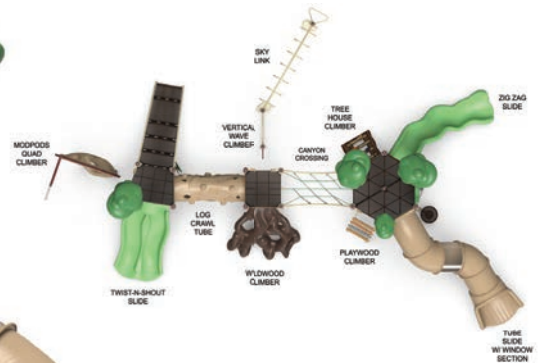
PRODUCT	ITEM	SPACE REQUIRED	SIZE	FALL HEIGHT	EVENTS	USERS	WEIGHT	ADA	ASTM F1487	CPSC	PUB.305	GM/CSA 2014	EN1176	APPROX. PRICE
Playmakers® Lydia's Rainbow	500-2035	43' 6" x 34' 6" (13,26m x 10,52m)	30' 9" x 21' 0" x 19' 7" (9,37m x 6,4m x 5,97m)	9' 0" (2,74m)	13	52	5353 lbs (2428 kg)	•	•	•	+			\$116,500

All playgrounds shown are in-ground mount and available as surface mount. Additional ground level components may be required for ADA and ASTM compliance.



Challengers® Forager's Trail

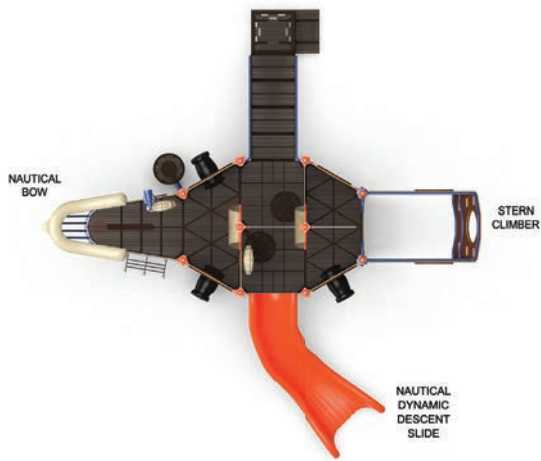
350-2604 • AGES: 5-12 • SPACE REQUIRED: 46' 0" X 42' 0"
 APPROX. PRICE: **\$87,000**



Challengers® Penn's Woods

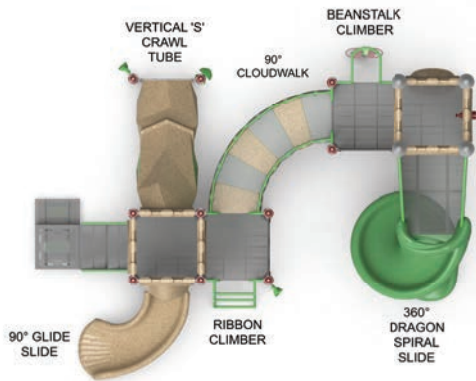
350-2003 • AGES: 5-12 • SPACE REQUIRED: 52' 0" X 39' 0"
 APPROX. PRICE: **\$68,000**

PRODUCT	ITEM	SPACE REQUIRED	SIZE	FALL HEIGHT	EVENTS	USERS	WEIGHT	ADA	ASTM F1487	CPSC PUB.325	CAN./CSA Z614	EN1176	APPROX. PRICE
Challengers® Forager's Trail	350-2604	46' 0" x 42' 0" (14,02m x 12,8m)	33' 8" x 29' 6" x 17' 5" (10,26m x 8,99m x 5,31m)	8' 9" (2,67m)	15	53	4713 lbs (2138 kg)	•	•	•	+		\$87,000
Challengers® Penn's Woods	350-2003	52' 0" x 39' 0" (15,85m x 11,89m)	39' 10" x 26' 9" x 14' 2" (12,14m x 8,15m x 4,32m)	8' 5" (2,57m)	18	55	3429 lbs (1555 kg)	•	•	•	+		\$68,000



Challengers® Ahoy Matey

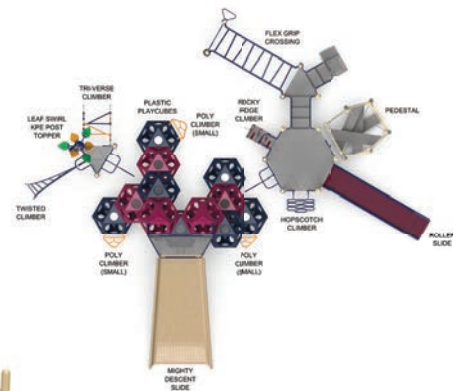

350-1101 • AGES: 5-12 • SPACE REQUIRED: 32' 2" X 32' 8"
 APPROX. PRICE: **\$62,000**



Challengers® Sarah's Palace

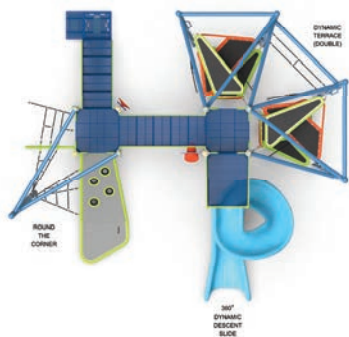
350-2026 • AGES: 2-12 • SPACE REQUIRED: 31' 11" X 27' 2"
 APPROX. PRICE: **\$62,000**

PRODUCT	ITEM	SPACE REQUIRED	SIZE	FALL HEIGHT	EVENTS	USERS	WEIGHT	ADA	ASTM F1487	CPSC PUB.325	CAN./CSA Z614	EN1176	APPROX. PRICE
Challengers® Ahoy Matey	350-1101	32' 2" x 32' 8" (9,81m x 9,96m)	20' 0" x 20' 4" x 21' 1" (6,1m x 6,2m x 6,43m)	9' 0" (2,74m)	14	51	2471 lbs (1121 kg)	•	•	•	+	+	\$62,000
Challengers® Sarah's Palace	350-2026	31' 11" x 27' 2" (9,73m x 8,28m)	20' 2" x 14' 11" x 16' 9" (6,15m x 4,55m x 5,11m)	6' 0" (1,83m)	14	50	2745 lbs (1245 kg)	•	•	•	+		\$62,000



Playmakers® Quirky Quarry

500-2605 • AGES: 5-12 • SPACE REQUIRED: 58' 0" X 54' 8"
 APPROX. PRICE: **\$147,000**



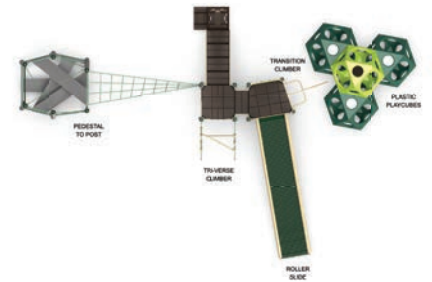
Challengers® Tides Landing

350-2603 • AGES: 5-12 • SPACE REQUIRED: 36' 0" X 33' 8"
 APPROX. PRICE: **\$70,000**



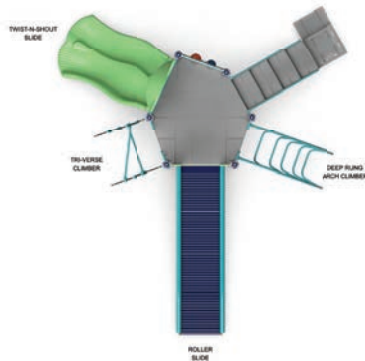
PRODUCT	ITEM	SPACE REQUIRED	SIZE	FALL HEIGHT	EVENTS	USERS	WEIGHT	ADA	ASTM F1487	CPSC PUB.325	CAN/CSA Z614	EN1176	APPROX. PRICE
Playmakers® Quirky Quarry	500-2605	58' 0" x 54' 8" (17,68m x 16,66m)	45' 10" x 40' 8" x 33' 9" (13,97m x 12,4m x 10,29m)	8' 4" (2,54m)	34	106	6692 lbs (3035 kg)	•	•	•	•		\$147,000
Challengers® Tides Landing	350-2603	36' 0" x 33' 8" (10,97m x 10,26m)	23' 7" x 20' 3" x 18' 10" (7,18m x 6,17m x 5,74m)	9' 0" (2,74m)	8	43	3772 lbs (1711 kg)	•	•	•	•		\$70,000

+CSA and EN compliant versions available. Playground Installation not included in price. All play equipment must be installed over an appropriate impact absorbing surface that complies with ASTM or CSA standards. See your Playworld representative for more information.



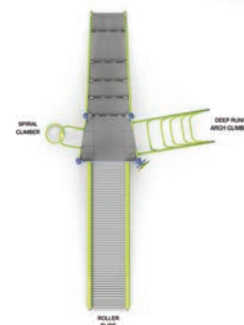
Challengers® Mettle Marsh

350-2602 • AGES: 5-12 • SPACE REQUIRED: 47' 2" X 34' 8"
 APPROX. PRICE: **\$69,000**



Challengers® Plucky Point

350-2601 • AGES: 5-12 • SPACE REQUIRED: 29' 4" X 31' 8"
 APPROX. PRICE: **\$66,500**



Challengers® Sensory Peak

350-2600 • AGES: 2-12 • SPACE REQUIRED: 23' 6" X 32' 6"
 APPROX. PRICE: **\$25,000**

PRODUCT	ITEM	SPACE REQUIRED	SIZE	FALL HEIGHT	EVENTS	USERS	WEIGHT	ADA	ASTM F1487	CPSC PUB.325	CAN./CSA 2014	EN1176	APPROX. PRICE
Challengers® Mettle Marsh	350-2602	47' 2" x 34' 8" (14,38m x 10,57m)	35' 0" x 22' 3" x 10' 4" (10,67m x 6,78m x 3,15m)	6' 1" (1,85m)	9	43	3021 lbs (1370 kg)	•	•	•	•		\$69,000
Challengers® Plucky Point	350-2601	29' 4" x 31' 8" (8,94m x 9,65m)	17' 2" x 19' 5" x 8' 6" (5,23m x 5,92m x 2,59m)	4' 0" (1,22m)	5	21	1615 lbs (733 kg)	•	•	•	+		\$66,500
Challengers® Sensory Peak	350-2600	23' 6" x 32' 6" (7,16m x 9,91m)	11' 5" x 20' 2" x 9' 5" (3,48m x 6,15m x 2,87m)	4' 0" (1,22m)	4	13	1222 lbs (554 kg)	•	•	•	•		\$25,000



Challengers® Verdant Vale

350-2505 • AGES: 5-12

SPACE REQUIRED: 57' 11" X 47' 8"

APPROX. PRICE: **\$137,500**



Playmakers® Playful Pass

500-2503 • AGES: 5-12 • SPACE REQUIRED: 38' 0" X 46' 10"

APPROX. PRICE: **\$96,000**

PRODUCT	ITEM	SPACE REQUIRED	SIZE	FALL HEIGHT	EVENTS	USERS	WEIGHT	ADA	ASTM F1487	CPSC PUB. 325	CAN/CSA Z614	EN1176	APPROX. PRICE
Challengers® Verdant Vale	350-2505	57' 11" x 47' 8" (17,65m x 14,53m)	44' 5" x 35' 9" x 15' 10" (13,54m x 10,9m x 4,82m)	8' 0" (2,44m)	15	86	7128 lbs (3233 kg)	•	•	•	+		\$137,500
Playmakers® Playful Pass	500-2503	38' 0" x 46' 10" (11,58m x 14,27m)	26' 0" x 34' 6" x 16' 3" (7,92m x 10,52m x 4,95m)	8' 0" (2,44m)	13	65	5250 lbs (2381 kg)	•	•	•	•		\$96,000

+CSA and EN compliant versions available. Playground Installation not included in price.

All play equipment must be installed over an appropriate impact absorbing surface that complies with ASTM or CSA standards. See your Playworld representative for more information.



Challengers® Mighty Marina

350-2502 • AGES: 5-12 • SPACE REQUIRED: 46' 11" X 38' 2"
 APPROX. PRICE: **\$97,500**



Challengers® Carmine Raceway

350-2501 • AGES: 5-12
 SPACE REQUIRED: 46' 4" X 38' 2"
 APPROX. PRICE: **\$84,000**



Challengers® Trailblazer w/ Shade

350-2202 • AGES: 5-12
 SPACE REQUIRED: 38' 0" X 36' 4"
 APPROX. PRICE: **\$64,000**

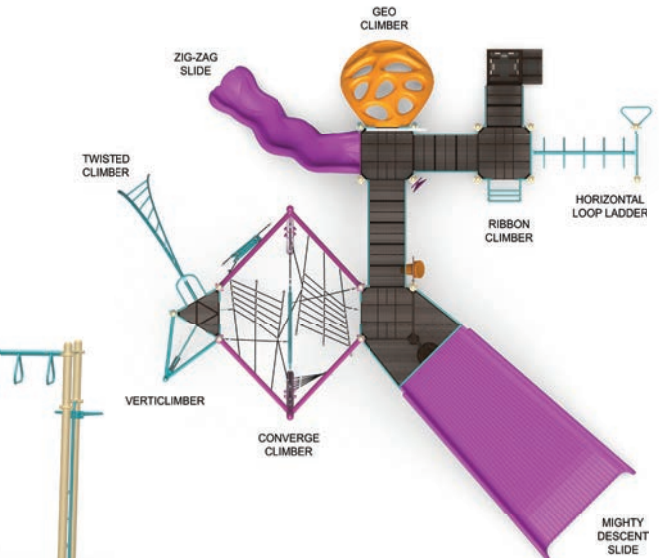
PRODUCT	ITEM	SPACE REQUIRED	SIZE	FALL HEIGHT	EVENTS	USERS	WEIGHT	ADA	ASTM F1487	CPSC PUB.325	CAN./CSA Z614	BH1176	APPROX. PRICE
Challengers® Mighty Marina	350-2502	46' 11" x 38' 2" (14,3m x 11,63m)	34' 7" x 25' 10" x 15' 10" (10,54m x 7,87m x 4,82m)	9' 0" (2,74m)	14	63	5097 lbs (2312 kg)	•	•	•	•		\$97,500
Challengers® Carmine Raceway	350-2501	46' 4" x 38' 2" (14,12m x 11,63m)	34' 0" x 25' 10" x 15' 10" (10,36m x 7,87m x 4,82m)	8' 0" (2,44m)	13	59	4169 lbs (1891 kg)	•	•	•	•		\$84,000
Challengers® Trailblazer w/ Shade	350-2202	38' 0" x 36' 4" (11,58m x 11,07m)	25' 11" x 24' 1" x 17' 5" (7,9m x 7,34m x 5,31m)	8' 0" (2,44m)	16	45	3993 lbs (1811 kg)	•	•	•	+		\$64,000

All playgrounds shown are in-ground mount and available as surface mount. Additional ground level components may be required for ADA and ASTM compliance.



Playmakers® Sunny Ascent

500-2504 • AGES: 5-12 • SPACE REQUIRED: 55' 8" X 41' 0"
 APPROX. PRICE: **\$104,000**



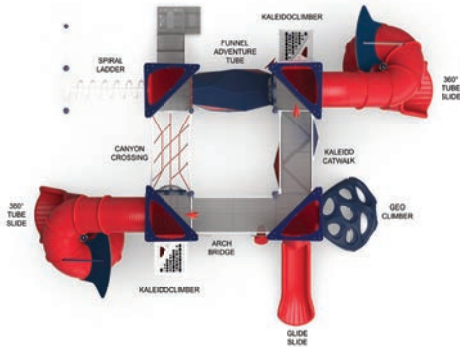
Challengers® Adventure Mountain

350-2204 • AGES: 5-12 • SPACE REQUIRED: 42' 6" X 43' 0"
 APPROX. PRICE: **\$66,500**

PRODUCT	ITEM	SPACE REQUIRED	SIZE	FALL HEIGHT	EVENTS	USERS	WEIGHT	ADA	ASTM F1487	CPSC PUB.325	CAN/CSA Z614	EN1176	APPROX. PRICE
Playmakers® Sunny Ascent	500-2504	55' 8" x 41' 0" (16,97m x 12,5m)	43' 4" x 29' 10" x 16' 3" (13,21m x 9,09m x 4,95m)	8' 9" 0" (2,74m)	10	68	6427 lbs (2915 kg)	•	•	•	•		\$104,000
Challengers® Adventure Mountain	350-2204	42' 6" x 43' 0" (12,95m x 13,11m)	30' 4" x 29' 7" x 15' 10" (9,24m x 9,02m x 4,82m)	8' 8" 0" (2,44m)	12	54	3749 lbs (1701 kg)	•	•	•	+		\$66,500

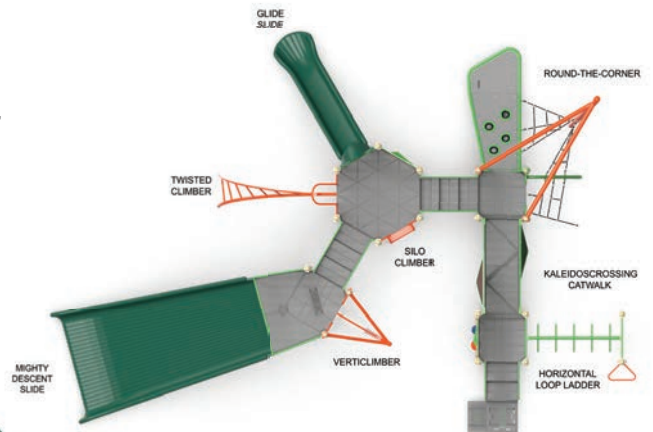
Challengers® Cardinal Zone

350-2404 • AGES: 5-12 • SPACE REQUIRED: 45' 0" X 35' 4"
APPROX. PRICE: **\$112,500**



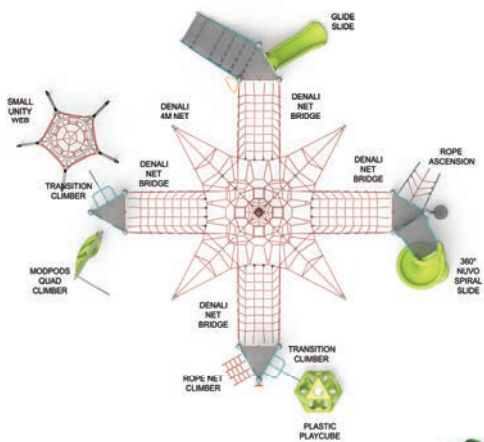
Challengers® Tree Frog Forest

350-2302 • AGES: 5-12 • SPACE REQUIRED: 51' 0" X 37' 6"
APPROX. PRICE: **\$76,000**



PRODUCT	ITEM	SPACE REQUIRED	SIZE	FALL HEIGHT	EVENTS	USERS	WEIGHT	ADA	ASTM F1487	CPSC PUB 305	CAN / CSA Z614	EN1176	APPROX. PRICE
Challengers® Cardinal Zone	350-2404	45' 0" x 35' 4" (13,72m x 10,77m)	28' 7" x 22' 11" x 18' 2" (8,71m x 6,99m x 5,54m)	8' 9" 0" (2,74m)	20	59	4650 lbs (2109 kg)	•	•	•	•	•	\$112,500
Challengers® Tree Frog Forest	350-2302	51' 0" x 37' 6" (15,54m x 11,43m)	36' 9" x 25' 7" x 14' 10" (11,2m x 7,8m x 4,52m)	8' 8" 0" (2,44m)	13	55	4106 lbs (1862 kg)	•	•	•	•	•	\$76,000

All playgrounds shown are in-ground mount and available as surface mount. Additional ground level components may be required for ADA and ASTM compliance.



Playmakers® Abigail's Maze

500-2009 • AGES: 5-12 • SPACE REQUIRED: 56' 0" X 52' 8"
 APPROX. PRICE: **\$140,000**



Playmakers® Wavescape

500-2303 • AGES: 5-12 • SPACE REQUIRED: 55' 6" X 39' 2"
 APPROX. PRICE: **\$99,500**

PRODUCT	ITEM	SPACE REQUIRED	SIZE	FALL HEIGHT	EVENTS	USERS	WEIGHT	ADA	ASTM F1487	CPSC PUB.325	CAN/CSA Z614	EN1176	APPROX. PRICE
Playmakers® Abigail's Maze	500-2009	56' 0" x 52' 8" (17,07m x 16,05m)	43' 7" x 40' 6" x 12' 10" (13,28m x 12,34m x 3,91m)	8' 5" (2,57m)	18	77	4513 lbs (2047 kg)	•	•	•	+		\$140,000
Playmakers® Wavescape	500-2303	55' 6" x 39' 2" (16,92m x 11,94m)	41' 6" x 26' 10" x 14' 3" (12,65m x 8,18m x 4,34m)	8' 0" (2,44m)	15	81	5986 lbs (2715 kg)	•	•	•	+		\$99,500

+CSA and EN compliant versions available. Playground Installation not included in price.

All play equipment must be installed over an appropriate impact absorbing surface that complies with ASTM or CSA standards. See your Playworld representative for more information.



Playmakers® Shady Slopes

500-2506 • AGES: 5-12
 SPACE REQUIRED: 45' 8" X 44' 9"
 APPROX. PRICE: **\$174,000**



Playmakers® Cubic Knot

500-2205 • AGES: 5-12 • SPACE REQUIRED: 55' 10" X 38' 4"
 APPROX. PRICE: **\$81,000**

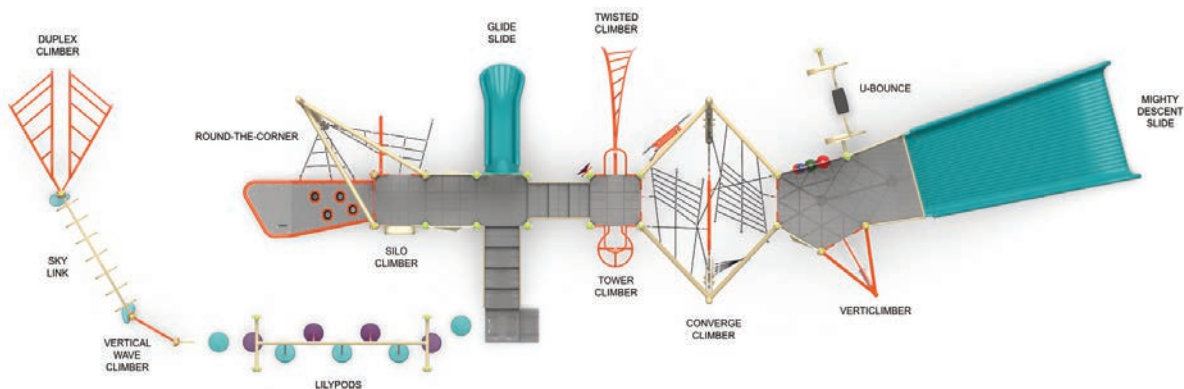
PRODUCT	ITEM	SPACE REQUIRED	SIZE	FALL HEIGHT	EVENTS	USERS	WEIGHT	ADA	ASTM FLAG	CPSC PUB.325	CMV/CSA 2014	EN1176	APPROX. PRICE
Playmakers® Shady Slopes	500-2506	45' 8" x 44' 9" (13,92m x 13,64m)	32' 9" x 32' 10" x 23' 3" (9,98m x 10,01m x 7,09m)	8' 10" (2,68m)	21	101	9171 lbs (4160 kg)	•	•	•	•		\$174,000
Playmakers® Cubic Knot	500-2205	55' 10" x 38' 4" (17,02m x 11,68m)	43' 7" x 25' 11" x 10' 10" (13,28m x 7,9m x 3,3m)	8' 5" (2,57m)	21	65	3718 lbs (1686 kg)	•	•	•	+		\$81,000

All playgrounds shown are in-ground mount and available as surface mount. Additional ground level components may be required for ADA and ASTM compliance.



Challengers' Rockin' Reef

350-2304 • AGES: 5-12
 SPACE REQUIRED: 81' 0" X 31' 4"
 APPROX. PRICE: **\$116,000**



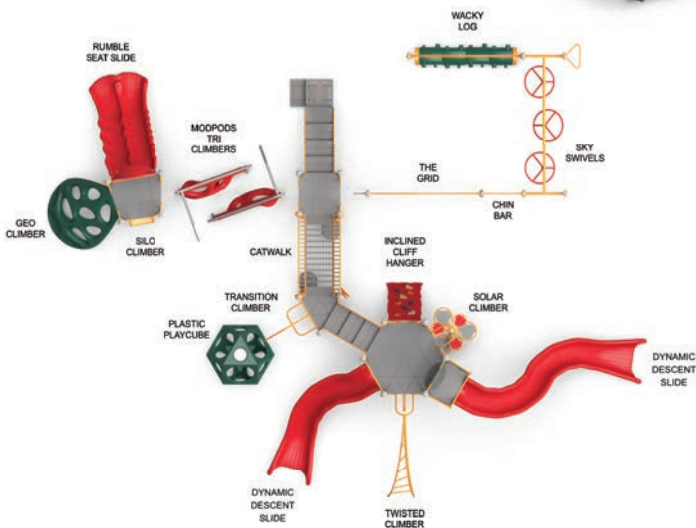
Playmakers' Monster Mash-Up

500-2300 • AGES: 5-12 • SPACE REQUIRED: 35' 0" X 37' 0"
 APPROX. PRICE: **\$52,000**

PRODUCT	ITEM	SPACE REQUIRED	SIZE	FALL HEIGHT	EVENTS	USERS	WEIGHT	ADA	ASTM F1487	CPSC PUB. 325	CAN/CSA Z614	EN1176	APPROX. PRICE
Challengers® Rockin' Reef	350-2304	81' 0" x 31' 4" (24,69m x 9,55m)	66' 6" x 19' 2" x 15' 10" (20,27m x 5,84m x 4,82m)	8' 8" 0" (2,44m)	24	87	6173 lbs (2800 kg)	•	•	•	+		\$116,000
Playmakers® Monster Mash-Up	500-2300	35' 0" x 37' 0" (10,67m x 11,28m)	25' 5" x 25' 2" x 11' 2" (7,75m x 7,67m x 3,4m)	8' 8" 0" (2,44m)	11	42	2836 lbs (1287 kg)	•	•	•	+		\$52,000

+CSA and EN compliant versions available. Playground Installation not included in price.

All play equipment must be installed over an appropriate impact absorbing surface that complies with ASTM or CSA standards. See your Playworld representative for more information.



Challengers® GeoScramble

350-1909 • AGES: 5-12 • SPACE REQUIRED: 57' 4" X 45' 4"
 APPROX. PRICE: **\$92,500**

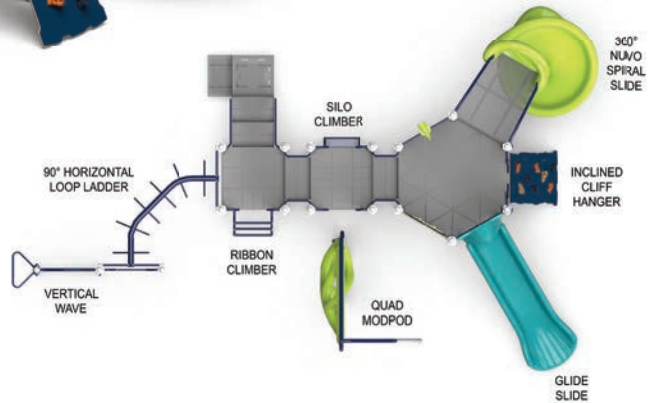
Challengers® Wild Crossing

350-2500 • AGES: 5-12 • SPACE REQUIRED: 47' 1" X 36' 5"
 APPROX. PRICE: **\$79,000**



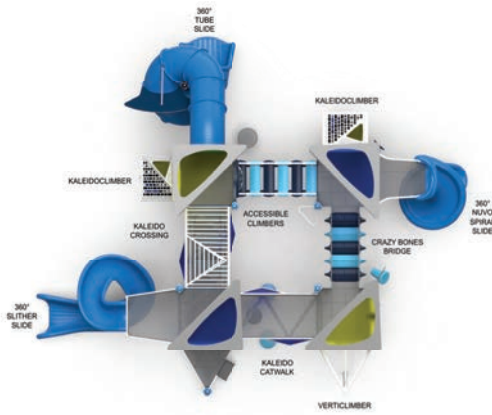
PRODUCT	ITEM	SPACE REQUIRED	SIZE	FALL HEIGHT	EVENTS	USERS	WEIGHT	ADA	ASTM F1487	CPSC PUB.325	CAN/CSA Z614	EN1176	APPROX. PRICE
Challengers® GeoScramble	350-1909	57' 4" x 45' 4" (17,47m x 13,82m)	43' 7" x 32' 11" x 13' 10" (13,28m x 10,03m x 4,22m)	8' 9" 0" (2,74m)	24	67	4867 lbs (2208 kg)	•	•	•	+		\$92,500
Challengers® Wild Crossing	350-2500	47' 1" x 36' 5" (14,35m x 11,1m)	35' 1" x 23' 2" x 15' 10" (10,69m x 7,06m x 4,82m)	8' 9" 0" (2,74m)	14	53	3979 lbs (1805 kg)	•	•	•	+		\$79,000

All playgrounds shown are in-ground mount and available as surface mount. Additional ground level components may be required for ADA and ASTM compliance.



Challengers® Jack's Journey

350-2104 • AGES: 5-12 • SPACE REQUIRED: 40' 2" X 30' 0"
 APPROX. PRICE: **\$49,000**



Playmakers® FUNderstorm

500-2305 • AGES: 5-12 • SPACE REQUIRED: 44' 10" X 40' 7"
 APPROX. PRICE: **\$169,500**

PRODUCT	ITEM	SPACE REQUIRED	SIZE	FALL HEIGHT	EVENTS	USERS	WEIGHT	ADA	ASTM F1487	CPSC PUB. 323	CAN/CSA Z614	EN1176	APPROX. PRICE
Challengers® Jack's Journey	350-2104	40' 2" x 30' 0" (12,24m x 9,14m)	28' 1" x 17' 5" x 10' 6" (8,56m x 5,31m x 3,2m)	8' 5" (2,57m)	12	40	2838 lbs (1287 kg)	•	•	•	+		\$49,000
Playmakers® FUNderstorm	500-2305	44' 10" x 40' 7" (13,66m x 12,37m)	31' 2" x 26' 1" x 18' 1" (9,5m x 7,95m x 5,51m)	9' 0" (2,74m)	29	75	7807 lbs (3541 kg)	•	•	•	•		\$169,500

+CSA and EN compliant versions available. Playground Installation not included in price.

All play equipment must be installed over an appropriate impact absorbing surface that complies with ASTM or CSA standards. See your Playworld representative for more information.



Challengers® Maycee's Maze w/ PlaySoleil

350-2103_PS • AGES: 5-12 • SPACE REQUIRED: 53' 2" X 35' 0"
 APPROX. PRICE: **\$44,000**



Challengers® Amelia's Expedition

350-2107 • AGES: 5-12 • SPACE REQUIRED: 39' 4" X 31' 10"
 APPROX. PRICE: **\$58,000**



Challengers® Dragonfly Den

350-2401 • AGES: 5-12
 SPACE REQUIRED: 45' 6" X 37' 8"
 APPROX. PRICE: **\$65,500**

PRODUCT	ITEM	SPACE REQUIRED	SIZE	FALL HEIGHT	EVENTS	USERS	WEIGHT	ADA	ASTM F1487	CPSC PUB.325	CAN./USA 2014	EN1176	APPROX. PRICE
Challengers® Maycee's Maze w/ PlaySoleil	350-2103_PS	53' 2" x 35' 0" (16,21m x 10,67m)	41' 1" x 22' 11" x 9' 8" (12,52m x 6,99m x 2,95m)	7' 10" (2,39m)	13	29	1691 lbs (767 kg)	•	•	•	•		\$44,000
Challengers® Amelia's Expedition	350-2107	39' 4" x 31' 10" (11,99m x 9,7m)	27' 3" x 19' 3" x 10' 6" (8,31m x 5,87m x 3,2m)	8' 5" (2,57m)	16	46	3166 lbs (1436 kg)	•	•	•	+		\$58,000
Challengers® Dragonfly Den	350-2401	45' 6" x 37' 8" (13,87m x 11,48m)	33' 1" x 25' 4" x 12' 6" (10,08m x 7,72m x 3,81m)	8' 0" (2,44m)	18	59	3707 lbs (1681 kg)	•	•	•	+		\$65,500

All playgrounds shown are in-ground mount and available as surface mount. Additional ground level components may be required for ADA and ASTM compliance.



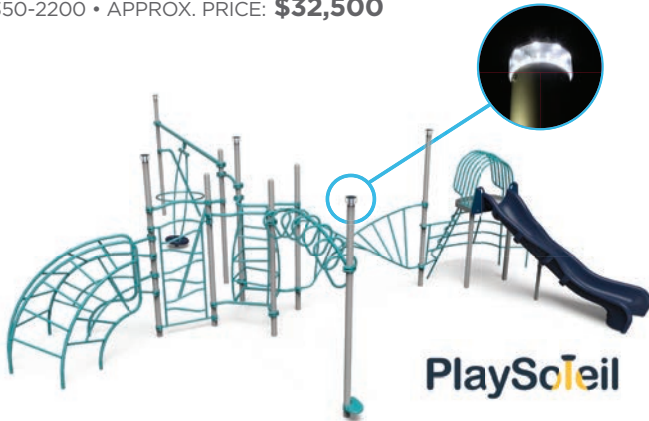
Challengers® Up & Over

350-2200 • APPROX. PRICE: **\$32,500**



Challengers® Hattie's Hideout

350-2000 • APPROX. PRICE: **\$33,000**



Challengers® Aanyah's Adventure w/ PlaySoleil

350-2100_PS • APPROX. PRICE: **\$33,000**



Playmakers® Superhero

500-1719 • APPROX. PRICE: **\$38,000**



Challengers® Hap's Happening

350-2101 • APPROX. PRICE: **\$41,000**



Challengers® Leila's Landing

350-2102 • APPROX. PRICE: **\$41,000**

PRODUCT	ITEM	SPACE REQUIRED	SIZE	FALL HEIGHT	EVENTS	USERS	WEIGHT	ADA	ASTM F1487	CPSI PUB.325	GMV/CSA 2614	EN1176	APPROX. PRICE
Challengers® Up & Over	350-2200	36' 0" x 27' 2" (10,97m x 8,28m)	23' 9" x 15' 3" x 13' 8" (7,24m x 4,65m x 4,17m)	5' 3" (1,6m)	9	33	1798 lbs (816 kg)	•	•	•	•	•	\$32,500
Challengers® Hattie's Hideout	350-2000	35' 0" x 28' 10" (10,67m x 8,79m)	22' 6" x 16' 6" x 11' 5" (6,86m x 5,03m x 3,48m)	8' 5" (2,57m)	7	23	1748 lbs (793 kg)	•	•	•	•	•	\$33,000
Challengers® Aanyah's Adventure w/ PlaySoleil	350-2100_PS	48' 4" x 39' 4" (14,73m x 11,99m)	35' 11" x 27' 2" x 9' 8" (10,95m x 8,28m x 2,95m)	7' 10" (2,39m)	10	21	1691 lbs (767 kg)	•	•	•	•	•	\$33,000
Playmakers® Superhero	500-1719	29' 7" x 31' 1" (9,02m x 9,47m)	17' 5" x 18' 11" x 11' 2" (5,31m x 5,77m x 3,4m)	8' 0" (2,44m)	7	28	2468 lbs (1120 kg)	•	•	•	•	•	\$38,000
Challengers® Hap's Happening	350-2101	39' 2" x 29' 6" (11,94m x 8,99m)	26' 10" x 17' 4" x 11' 5" (8,18m x 5,28m x 3,48m)	6' 0" (1,83m)	11	32	2065 lbs (937 kg)	•	•	•	•	•	\$41,000
Challengers® Leila's Landing	350-2102	38' 6" x 35' 6" (11,73m x 10,82m)	26' 5" x 22' 6" x 9' 6" (8,05m x 6,86m x 2,9m)	4' 1" (1,24m)	10	36	2134 lbs (968 kg)	•	•	•	•	•	\$41,000

+CSA and EN compliant versions available. Playground Installation not included in price.

All play equipment must be installed over an appropriate impact absorbing surface that complies with ASTM or CSA standards. See your Playworld representative for more information.



PlaySimple® Rock-N-Slide

PSD-1103-FTD • APPROX. PRICE: **\$21,318**



PlaySimple® Eagle Summit

PSD-1105-FTD • APPROX. PRICE: **\$35,761**



PlaySimple® Mega Tunnel Junction

PSD-1104-FTD • APPROX. PRICE: **\$29,617**



PlaySimple® Lookout Point

PSD-1106-FTD • APPROX. PRICE: **\$44,060**



PRODUCT	ITEM	SPACE REQUIRED	SIZE	FALL HEIGHT	EVENTS	USERS	WEIGHT	ADA	ASTM F1487	CPSC PUB.305 2014	GMV/CSA Z614	EN1176	APPROX. PRICE
PlaySimple® Rock-N-Slide	PSD-1103-FTD	30' 6" x 25' 3" (9,3m x 7,7m)	18' 6" x 13' 3" x 13' 0" (5,64m x 4,04m x 3,96m)	6' 0" (1,83m)	7	19	1621 lbs (736 kg)	•	•	•	+	•	\$21,318
PlaySimple® Eagle Summit	PSD-1105-FTD	37' 5" x 33' 2" (11,41m x 10,11m)	25' 5" x 21' 2" x 13' 0" (7,75m x 6,45m x 3,96m)	6' 0" (1,83m)	11	28	2469 lbs (1120 kg)	•	•	•	+	•	\$35,761
PlaySimple® Mega Tunnel Junction	PSD-1104-FTD	30' 7" x 32' 5" (9,32m x 9,88m)	18' 7" x 20' 5" x 13' 0" (5,66m x 6,22m x 3,96m)	6' 0" (1,83m)	11	28	2171 lbs (985 kg)	•	•	•	+	•	\$29,617
PlaySimple® Lookout Point	PSD-1106-FTD	37' 5" x 40' 2" (11,41m x 12,24m)	25' 5" x 28' 2" x 13' 0" (7,75m x 8,59m x 3,96m)	6' 0" (1,83m)	15	37	3018 lbs (1369 kg)	•	•	•	+	•	\$44,060

DID YOU KNOW?

THE FIRST FEW YEARS OF A CHILD'S LIFE ARE THE MOST CRUCIAL FOR LEARNING.

THAT'S WHY WE PACK OUR EARLY CHILDHOOD PRODUCTS WITH FEATURES TO HELP THEM GROW.

EARLY CHILDHOOD

FEARLESS GROWTH

PlayTown®	88
Infant Fun Centers	94
FirstPlay™ Toddler	95
Fun Centers™	96
Climbing Squares	98
Modern	100
Themed	104
Classic	106
PlaySimple®	109







PlayTown® Oscar's Farm

IDEA-2003 • AGES: 2-5 • SPACE REQUIRED: 49' 6" X 28' 6"
 APPROX. PRICE: **\$42,500**

PRODUCT	ITEM	SPACE REQUIRED	SIZE	FALL HEIGHT	EVENTS	USERS	WEIGHT	ADA	ASTM F1487	CPSI PUB.325	CAV/CSA 2014	EN1176	APPROX. PRICE
PlayTown® Oscar's Farm	IDEA-2003	49' 6" x 28' 6" (15,09m x 8,69m)	-	4' 1" (1,24m)	25	42	2709 lbs (1229 kg)	•	•	•	•	•	\$42,500

+CSA and EN compliant versions available.
 All play equipment must be installed over an appropriate impact absorbing surface that complies with ASTM or CSA standards.



PlayTown® Riley's Rescue

IDEA-2000 • AGES: 2-5
 SPACE REQUIRED: 45' 6" X 29' 6"
 APPROX. PRICE: **\$53,500**

PlayTown® Butterfly Garden

IDEA-2001 • AGES: 2-5
 SPACE REQUIRED: 32' 0" X 26' 2"
 APPROX. PRICE: **\$23,500**



PlayTown® Emily's Playhouse

IDEA-2002 • AGES: 2-5
 SPACE REQUIRED: 35' 7" X 26' 2"
 APPROX. PRICE: **\$33,500**



PRODUCT	ITEM	SPACE REQUIRED	SIZE	FALL HEIGHT	EVENTS	USERS	WEIGHT	ADA	ASTM F1487	CPSC PUB.325	CAN./CSA 2014	BH1176	APPROX. PRICE
PlayTown® Riley's Rescue	IDEA-2000	45' 6" x 29' 6" (13,87m x 8,99m)	-	4' 0" (1,22m)	17	45	3126 lbs (1418 kg)	•	•	•	•	•	\$53,500
PlayTown® Butterfly Garden	IDEA-2001	32' 0" x 26' 2" (9,75m x 7,98m)	-	0' 10" (0,25m)	23	32	1274 lbs (578 kg)	•	•	•	•	•	\$23,500
PlayTown® Emily's Playhouse	IDEA-2002	35' 7" x 26' 2" (10,84m x 7,98m)	-	4' 8" (1,42m)	29	44	1651 lbs (749 kg)	•	•	•	•	•	\$33,500

All playgrounds shown are in-ground mount and available as surface mount. Additional ground level components may be required for ADA and ASTM compliance.




Community Helpers w/ Tunnel

ZZXX0880 • AGES: 2-5

*Patent pending

APPROX. PRICE: **\$23,112**

TOP INCLUSIVE PRODUCT



Chattery

ZZXX0887 • AGES: 2-5

APPROX. PRICE: **\$8,406**

TOP INCLUSIVE PRODUCT

Truck

*Patent D956884

ZZXX0881 • AGES: 2-5

APPROX. PRICE: **\$5,371**

TOP INCLUSIVE PRODUCT

Traffic Light

ZZXX0886 • AGES: 2-5

APPROX. PRICE: **\$1,558**

TOP INCLUSIVE PRODUCT

PRODUCT	ITEM	SPACE REQUIRED	SIZE	FALL HEIGHT	EVENTS	USERS	WEIGHT	ADA	ASTM F1487	CPSC PUB.325	CALIF/CSA 2614	BH176	APPROX. PRICE
PlayTown® Community Helpers w/ Tunnel	ZZXX0880	28' 11" x 22' 3" (8,81m x 6,78m)	16' 11" x 10' 4" x 7' 11" (5,15m x 3,14m x 2,41m)	3' 4" (1,01m)	12	20	1704 lbs (773 kg)	•	•	•	•	•	\$23,112
PlayTown® Chattery	ZZXX0887	8' 5" x 4' 2" (2,57m x 1,27m)	8' 5" x 4' 0" x 6' 11" (2,56m x 1,22m x 2,1m)	-	2	10	588 lbs (267 kg)	•	•	•	•	•	\$8,406
PlayTown® Truck	ZZXX0881	6' 0" x 2' 9" (1,83m x 0,84m)	6' 0" x 2' 11" x 5' 7" (1,83m x 0,88m x 1,71m)	-	6	6	269 lbs (122 kg)	•	•	•	•	•	\$5,371
PlayTown® Traffic Light	ZZXX0886	1' 1" x 0' 5" (0,33m x 0,13m)	1' 2" x 0' 6" x 3' 2" (0,37m x 0,15m x 0,98m)	0	1	2	54 lbs (25 kg)	•	•	•	•	•	\$1,558

+CSA and EN compliant versions available.

All play equipment must be installed over an appropriate impact absorbing surface that complies with ASTM or CSA standards. See your Playworld representative for more information.



Silly Tree *U.S. Patent D943700

ZZXX0885 • AGES: 2-5
APPROX. PRICE: **\$14,711**

TOP INCLUSIVE PRODUCT



Playhouse *Patent D943698

ZZXX0882 • AGES: 2-5
APPROX. PRICE: **\$14,343**

TOP INCLUSIVE PRODUCT



Garden Crawl Tunnel

ZZXX0883 • AGES: 2-5
APPROX. PRICE: **\$3,222**

TOP INCLUSIVE PRODUCT



Garden Sensory Wall for 2 Inserts

ZZXX0884 • AGES: 2-5
APPROX. PRICE: **\$2,109**

**Inserts sold separately. Additional inserts on page 194*

TOP INCLUSIVE PRODUCT

PRODUCT	ITEM	SPACE REQUIRED	SIZE	FALL HEIGHT	EVENTS	USERS	WEIGHT	ADA	ASTM F1487	CPSC PUB.325 2014	CMV/CSA Z614	EN1176	APPROX. PRICE
PlayTown® Silly Tree	ZZXX0885	18' 10" x 17' 0" (5,74m x 5,18m)	10' 10" x 5' 7" x 7' 2" (3,29m x 1,71m x 2,19m)	0' 8" (0,21m)	12	18	854 lbs (387 kg)	•	•	•	•	•	\$14,711
PlayTown® Playhouse	ZZXX0882	16' 5" x 15' 5" (5m x 4,7m)	9' 5" x 5' 8" x 5' 6" (2,87m x 1,74m x 1,68m)	0' 8" (0,21m)	18	20	859 lbs (390 kg)	•	•	•	•	•	\$14,343
PlayTown® Garden Crawl Tunnel	ZZXX0883	16' 5" x 16' 7" (5m x 5,05m)	4' 5" x 4' 5" x 2' 10" (1,34m x 1,34m x 0,85m)	-	4	8	255 lbs (116 kg)	•	•	•	•	•	\$3,222
PlayTown® Garden Sensory Wall for 2 Inserts	ZZXX0884	4' 7" x 0' 9" (1,4m x 0,23m)	4' 7" x 0' 10" x 2' 10" (1,4m x 0,24m x 0,85m)	-	5	8	157 lbs (72 kg)	•	•	•	•	•	\$2,109

All playgrounds shown are in-ground mount and available as surface mount. Additional ground level components may be required for ADA and ASTM compliance.



Playground

ZZXX0474 • AGES: 2-5
APPROX. PRICE: **\$9,458**



Toll Booth

ZZXX0478 • AGES: 2-5
APPROX. PRICE: **\$2,479**



Gas Station

ZZXX0477 • AGES: 2-5
APPROX. PRICE: **\$4,882**



Nature Station

ZZXX0476 • AGES: 2-5
APPROX. PRICE: **\$6,248**



Music Store

ZZXX0475 • AGES: 2-5
APPROX. PRICE: **\$7,061**



1



2



3



4



5



6

Trike Path Signs AGES: 2-5

- Traffic Light** ZZPD3450 **\$1,048**
- Accessible Sign** ZZPD3400 **\$239**
- School Zone Sign** ZZPD3410 **\$239**
- Speed Limit 5 Sign** ZZPD3390 **\$239**
- Stop Sign** ZZPD3370 **\$247**
- Yield Sign** ZZPD3380 **\$291**

PRODUCT	ITEM	SPACE REQUIRED	SIZE	FALL HEIGHT	EVENTS	USERS	WEIGHT	ADA	ASTM F-1487	CPSC PUB-325	GMW/CSA 2614	EN1176	APPROX. PRICE
PlayTown® Playground	ZZXX0474	21' 7" x 20' 1" (6,58m x 6,12m)	9' 7" x 8' 1" x 7' 10" (2,92m x 2,46m x 2,39m)	2' 8" (0,81m)	5	7	448 lbs (204 kg)	•	•	•	+	•	\$9,458
PlayTown® Toll Booth	ZZXX0478	—	2' 3" x 4' 2" x 5' 4" (0,69m x 1,27m x 1,62m)	—	2	2	71 lbs (33 kg)	•	•	•	•	•	\$2,479
PlayTown® Gas Station	ZZXX0477	—	3' 10" x 4' 2" x 5' 4" (1,17m x 1,27m x 1,62m)	—	5	5	109 lbs (50 kg)	•	•	•	•	•	\$4,882
PlayTown® Nature Station	ZZXX0476	—	4' 6" x 4' 0" x 6' 8" (1,37m x 1,22m x 2,03m)	—	5	4	225 lbs (102 kg)	•	•	•	•	•	\$6,248
PlayTown® Music Store	ZZXX0475	—	4' 0" x 6' 9" x 6' 6" (1,22m x 2,06m x 1,98m)	—	7	7	230 lbs (105 kg)	•	•	•	•	•	\$7,061

FirstPlay™ Infant Fun Center APPROX. PRICE: **\$4,483**

ZZPD5236 • AGES: 6-23 MONTHS • SPACE REQUIRED: 12' 4" X 11' 6"

- Fun activity center caters to crawlers and walkers alike, offering bright colors and distinct textures to entertain babies
- Choose from the color palettes shown
- Removable panels make it easy to clean



Contains 12 developmentally-appropriate activities, including a winding ball track, counting and sorting activities, an artwork frame, and more!

FirstPlay Infant Color Palettes:



Infant Fun Center APPROX. PRICE: **\$6,000**

ZZPD5051 • AGES: 6-23 MONTHS • SPACE REQUIRED: 12' 6" X 9' 3"

- Nautically-themed play center features spinning sea shapes and shatterproof, non-glass mirror
- Colors as shown
- To surface mount, order two anchor stakes/bolts

PRODUCT	ITEM	SPACE REQUIRED**	SIZE	FALL HEIGHT	EVENTS	USERS	WEIGHT	ADA	ASTM F2272	CPSC PUB. 305	CAN./CSA Z614	EN1176	APPROX. PRICE
FirstPlay™ Infant Fun Center	ZZPD5236	12' 4" x 11' 6" (3,77m x 3,49m)	5' 6" x 6' 4" x 2' 5" (1,68m x 1,93m x 0,74m)	0' 9" (0,23m)	12	8	142 lbs (65 kg)	•	•				\$4,483
Infant Fun Center	ZZPD5051	12' 6" x 9' 3" (3,81m x 2,82m)	6' 5" x 3' 0" x 1' 11" (1,96m x 0,91m x 0,59m)	0' 6" (0,15m)	5	6	217 lbs (99 kg)	•					\$6,000

+CSA and EN compliant versions available.

All play equipment must be installed over an appropriate impact absorbing surface that complies with ASTM or CSA standards. See your Playworld representative for more information.

FirstPlay Toddler Color Palettes:



FirstPlay™ Toddler Design #5

FP-525 • AGES: 6-23 MONTHS
SPACE REQUIRED: 18' 6" X 14' 7"
APPROX. PRICE: **\$7,489**



FirstPlay™ Toddler Design #3

FP-515 • AGES: 6-23 MONTHS
SPACE REQUIRED: 14' 9" X 14' 6"
APPROX. PRICE: **\$5,327**



FirstPlay™ Toddler Design #8

FP-540 • AGES: 6-23 MONTHS
SPACE REQUIRED: 21' 6" X 13' 8"
APPROX. PRICE: **\$11,684**



FirstPlay™ Toddler Design #7

FP-535 • AGES: 6-23 MONTHS • SPACE REQUIRED: 25' 3" X 15' 1"
APPROX. PRICE: **\$12,815**

PRODUCT	ITEM	SPACE REQUIRED**	SIZE	FALL HEIGHT	EVENTS	USERS	WEIGHT	ADA	ASTM F2272	USPSC E853	IBC 305	GMV/CSA Z614	EN1176	APPROX. PRICE
FirstPlay™ Toddler Design #5	FP-525	18' 6" x 14' 7" (5,64m x 4,44m)	12' 6" x 8' 7" x 5' 0" (3,81m x 2,62m x 1,52m)	1' 6" (0,46m)	6	9	191 lbs (87 kg)	•	•	•				\$7,489
FirstPlay™ Toddler Design #3	FP-515	14' 9" x 14' 6" (4,5m x 4,42m)	8' 8" x 8' 7" x 5' 0" (2,64m x 2,62m x 1,52m)	1' 6" (0,46m)	4	6	140 lbs (64 kg)	•	•	•				\$5,327
FirstPlay™ Toddler Design #8	FP-540	21' 6" x 13' 8" (6,55m x 4,17m)	15' 6" x 7' 8" x 5' 0" (4,72m x 2,34m x 1,52m)	1' 6" (0,46m)	8	14	330 lbs (150 kg)	•	•	•				\$11,684
FirstPlay™ Toddler Design #7	FP-535	25' 3" x 15' 1" (7,7m x 4,6m)	19' 3" x 9' 1" x 5' 0" (5,87m x 2,77m x 1,52m)	1' 6" (0,46m)	9	17	366 lbs (166 kg)	•	•	•				\$12,815

All playgrounds shown are in-ground mount and available as surface mount. Additional ground level components may be required for ADA and ASTM compliance.



Fun Centers™ Color Palettes:

Primary Natural Cool

Fun Centers™ Design #5

FC02-708 • AGES: 2-5
 SPACE REQUIRED: 27' 5" X 29' 0"
 APPROX. PRICE: **\$22,916**



Fun Centers™ Design #1

FC02-700 • AGES: 2-5
 SPACE REQUIRED: 22' 2" X 21' 1"
 APPROX. PRICE: **\$11,858**

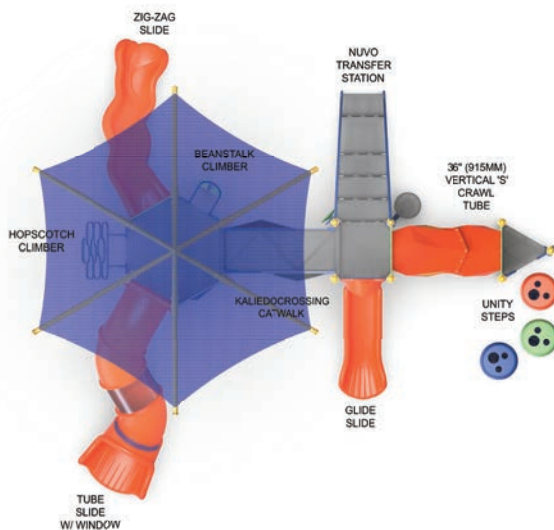


Fun Centers™ Design #2

FC02-702 • AGES: 2-5 • SPACE REQUIRED: 22' 2" X 22' 5"
 APPROX. PRICE: **\$15,137**

PRODUCT	ITEM	SPACE REQUIRED	SIZE	FALL HEIGHT	EVENTS	USERS	WEIGHT	ADA	ASTM F1487	CPSC PUB.325	CAN/CSA Z614	EN1176	APPROX. PRICE
Fun Centers™ Design #5	FC02-708	27' 5" x 29' 0" (8,36m x 8,84m)	15' 5" x 17' 0" x 11' 8" (4,7m x 5,18m x 3,56m)	4' 0" (1,22m)	9	19	1376 lbs (624 kg)	•	•	•	+	+	\$22,916
Fun Centers™ Design #1	FC02-700	22' 2" x 21' 1" (6,76m x 6,43m)	10' 2" x 9' 1" x 10' 4" (3,1m x 2,77m x 3,15m)	3' 0" (0,91m)	4	8	699 lbs (317 kg)	•	•	•	+	+	\$11,858
Fun Centers™ Design #2	FC02-702	22' 2" x 22' 5" (6,76m x 6,83m)	10' 2" x 10' 5" x 10' 4" (3,1m x 3,18m x 3,15m)	3' 0" (0,91m)	4	8	760 lbs (345 kg)	•	•	•	+	+	\$15,137





Challengers[®] Sonic Station

350-2422 • AGES: 2-12
 SPACE REQUIRED: 38' 2" X 37' 0"
 APPROX. PRICE: **\$68,000**

PRODUCT	ITEM	SPACE REQUIRED	SIZE	FALL HEIGHT	EVENTS	USERS	WEIGHT	ADA	ASTM F1487	CPSC PUB. 305	CAV/CSA Z614	EN1176	APPROX. PRICE
Challengers [®] Sonic Station	350-2422	38' 2" x 37' 0" (11,63m x 11,28m)	28' 5" x 24' 9" x 15' 5" (8,66m x 7,54m x 4,7m)	5' 3" (1,6m)	14	38	3584 lbs (1626 kg)	•	•	•	+		\$68,000

+CSA and EN compliant versions available.

All play equipment must be installed over an appropriate impact absorbing surface that complies with ASTM or CSA standards. See your Playworld representative for more information.



Playground above has custom features. For more information, contact your local sales representative.



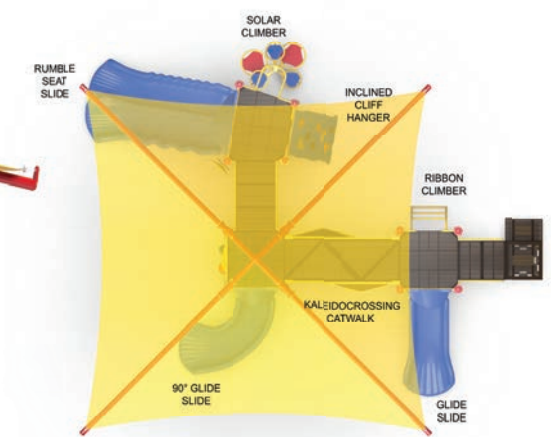
Challengers® Timber Grove

350-2224 • AGES: 2-5 • SPACE REQUIRED: 28' 8" X 29' 8"
 APPROX. PRICE: **\$35,000**

PRODUCT	ITEM	SPACE REQUIRED	SIZE	FALL HEIGHT	EVENTS	USERS	WEIGHT	ADA	ASTM F1487	CPSA PUB. 325	CAV/CSA Z614	EN1176	APPROX. PRICE
Challengers® Timber Grove	350-2224	28' 8" x 29' 8" (8,74m x 9,04m)	17' 7" x 17' 4" x 13' 2" (5,36m x 5,28m x 4,01m)	4' 0" (1,22m)	8	25	1791 lbs (812 kg)	•	•	•			\$35,000

+CSA and EN compliant versions available.

All play equipment must be installed over an appropriate impact absorbing surface that complies with ASTM or CSA standards. See your Playworld representative for more information.



Challengers® Primary Safari

350-2421 • AGES: 2-5
 SPACE REQUIRED: 36' 0" X 31' 0"
 APPROX. PRICE: **\$55,000**

Challengers® Hiker's Jewel

350-2620 • AGES: 2-5
 SPACE REQUIRED: 39' 4" X 30' 9"
 APPROX. PRICE: **\$65,500**



PRODUCT	ITEM	SPACE REQUIRED	SIZE	FALL HEIGHT	EVENTS	USERS	WEIGHT	ADA	ASTM F1487	CPSC PUB.325	CAN/CSA Z614	EN1176	APPROX. PRICE
Challengers® Primary Safari	350-2421	36' 0" x 31' 0" (10,97m x 9,45m)	24' 0" x 20' 5" x 15' 2" (7,32m x 6,22m x 4,62m)	5' 0" (1,52m)	9	31	2940 lbs (1333 kg)	•	•	•	•	+	\$55,000
Challengers® Hiker's Jewel	350-2620	39' 4" x 30' 9" (11,99m x 9,37m)	27' 1" x 22' 7" x 17' 5" (8,25m x 6,88m x 5,31m)	6' 0" (1,83m)	13	51	4013 lbs (1820 kg)	•	•	•	•	+	\$65,500

+CSA and EN compliant versions available.

All play equipment must be installed over an appropriate impact absorbing surface that complies with ASTM or CSA standards. See your Playworld representative for more information.

DID YOU KNOW?

A GREAT PLAYGROUND ISN'T MEASURED BY A SINGLE STRUCTURE ALONE, BUT BY THE ENTIRE SPACE AROUND IT. OUR FREESTANDING PRODUCTS HELP YOU ADD EXTRA FLAIR AND CROSS-GENERATIONAL FUN TO ANY DESIGN.

FREESTANDING STANDOUT STRUCTURES

Featured	112
NEOS®	116
Concerto™	118
Motion Play	120
Swings	130
Slides	132
Tubes	133
Balance & Sports Activities	134
Pretend Play	136
Climbers	138
PlayForm 7®	150
Sculpted Play Elements	152






MORE FUN WITH MOTION

Arch Rider

ZZXX1222 • AGES: 5-12

- Ridged surface and edge-grips for easy climbing
- Transfer-level height
- Foot pedals along base
- Builds balance, strength, and coordination
- Ask your local representative for pricing information

TOP INCLUSIVE PRODUCT



Twirly Top

ZZXX1360 • AGES: 5-12

- Playfully tilted design
- Assistive handles
- Textured surface

Turf Twister

ZZXX1363 • AGES: 5-12

- Turf-covered surface
- Curved handrails



Turn 'N Twist

ZZXX1362 • AGES: 5-12

- Distinctive design
- Angled center pole
- Assistive handles


PRODUCT	ITEM	SPACE REQUIRED	FALL HEIGHT	USERS	WEIGHT	ADA	ASTM F1487	CPSC PUBLIC USE	CSA Z814	EN1176	APPROX. PRICE
Arch Rider	ZZXX1222	24' 4" x 17' 1" (7,42m x 5,21m)	5' 2" (1,58m)	5	565 lbs (257 kg)	•	•	•	•	•	
Twirly Top	ZZXX1360	13' 11" x 13' 11" (4,24m x 4,24m)	1' 5" (0,43m)	2	84 lbs (39 kg)	•	•	•	•	•	\$2,450
Turf Twister	ZZXX1363	23' 0" x 23' 0" (7,01m x 7,01m)	3' 6" (1,07m)	6	370 lbs (168 kg)	•	•	•	•	•	\$3,750
Turn 'N Twist	ZZXX1362	13' 7" x 13' 7" (4,14m x 4,14m)	1' 2" (0,37m)	2	81 lbs (37 kg)	•	•	•	•	•	\$1,288

+CSA and EN compliant versions available.

All play equipment must be installed over an appropriate impact absorbing surface that complies with ASTM or CSA standards. See your Playworld representative for more information.



Spin one and the other spins too!



Cozy Connect™

- ZZXX1223 • AGES: 2-12
- Interactive design
 - Social, cross-generational play opportunity
 - Develops vestibular system

Unity® Ring

- ZZXX0084 • AGES: 2-12
- Slightly angled top
 - Freestanding spinning play event
 - Develops balance and vestibular system



Ridge Grip Spinner

- ZZXX1361 • AGES: 2-12
- Ridged design for support
 - Assistive handles
 - Textured surface



Twist Grip Roller

- ZZXX2821 • AGES: 2-12
- Inclusive play event
 - Angled overhead grips
 - Provides tactile sensory experience

TOP INCLUSIVE PRODUCT



PRODUCT	ITEM	SPACE REQUIRED	FALL HEIGHT	USERS	WEIGHT	ADA	ASTM F1487	CPSC PUB.325	CAN/CSA Z614	EN1176	APPROX. PRICE
Cozy Connect	ZZXX1223	Varies	4' 6" (1,37m)	4	396 lbs (180 kg)	•	•	•	•	•	\$11,393
Unity® Ring	ZZXX0084	24' 6" x 24' 6" (7,47m x 7,47m)	2' 2" (0,66m)	9	569 lbs (258 kg)	•	•	•	•	•	\$10,261
Ridge Grip Spinner	ZZXX1361	15' 3" x 15' 3" (4,65m x 4,65m)	1' 10" (0,57m)	3	123 lbs (56 kg)	•	•	•	•	•	\$3,350
Twist Grip Roller	ZZXX2821	25' 0" x 14' 10" (7,62m x 4,52m)	3' 9" (1,14m)	2	583 lbs (265 kg)	•	•	•	•	•	\$12,813



Freestanding Mighty Descent

ZZCH4698 • AGES: 5-12

- Multiple children can enjoy sliding together on this 8-foot, extra-wide slide
- Available with Prism Pass and as a hillside version
- Families and friends can enjoy sliding together on this 8-foot, extra-wide slide



(Items sold separately)

Tri-Mound Stepper

ZZXX1040 • AGES: 2-12

PRODUCT	ITEM	SPACE REQUIRED	FALL HEIGHT	USERS	WEIGHT	ADA	ASTM F1487	CPSC Pub.305	CAN./CSA Z614	EN1176	APPROX. PRICE
Challengers® Freestanding Mighty Descent	ZZCH4698	33' 6" x 19' 9" (10,21m x 6,02m)	8' 0" (2,44m)	10	1326 lbs (601 kg)	•	•	•	•	•	\$17,425
Tri-Mound Stepper	ZZXX1040	13' 9" x 13' 7" (4,19m x 4,14m)	0' 7" (0,18m)	1	17 lbs (8 kg)	•	•	•	•	•	\$564

+CSA and EN compliant versions available.

All play equipment must be installed over an appropriate impact absorbing surface that complies with ASTM or CSA standards. See your Playworld representative for more information.



FlexRider™ Hangout

ZZXX1481 • AGES: 2-12

- Bench-like design
- Sit, sway, and socialize
- Cross-generational play opportunity

FlexRider™ Sling

ZZXX1480 • AGES: 2-12

- Perfect for solo-riders
- Sit, sway, and socialize
- Cross-generational play opportunity



FlexRider™ Rocker

ZZXX1482 • AGES: 2-12

- Cradle-like design
- Sit, sway, and socialize
- Cross-generational play opportunity



PRODUCT	ITEM	SPACE REQUIRED	FALL HEIGHT	USERS	WEIGHT	ADA	ASTM F1487	CPSC PUB.525	CAN./CSA Z614	EN1176	APPROX. PRICE
FlexRider Hangout	ZZXX1481	20' 0" x 13' 5" (6,1m x 4,09m)	1' 5" (0,43m)	2	163 lbs (74 kg)	•	•	•	•	•	\$2,730
FlexRider Sling	ZZXX1480	16' 10" x 13' 3" (5,13m x 4,04m)	1' 5" (0,43m)	1	128 lbs (58 kg)	•	•	•	•	•	\$1,906
FlexRider Rocker	ZZXX1482	16' 10" x 13' 9" (5,13m x 4,19m)	1' 5" (0,43m)	1	135 lbs (62 kg)	•	•	•	•	•	\$2,215



ZZXX0994

NEOS® 360 Accessible



Awarded for its innovation, NEOS 360 encompasses the best of physical endurance in a full-body gaming approach that helps participants develop agility, coordination, strength, and stamina. Its circular design develops peripheral vision, auditory, and spatial awareness skills.

- 8 games
- 1- and 2-player options or team play
- 8 buttons
- Games are approximately 45 seconds each
- Free instructional sign included
- Original NEOS® 360 (ZZXX0995) also available

TOP INCLUSIVE PRODUCT



Learn more at
[Playworld.com/NEOS](https://www.playworld.com/NEOS)



PRODUCT	ITEM	SPACE REQUIRED	FALL HEIGHT	USERS	WEIGHT	ADA	ASTM F-1487	CPSC PUB.325	CAN/CSA Z614	EN1176	APPROX. PRICE
NEOS® 360 Accessible	ZZXX0994	15' 0" x 12' 0" (4,57m x 3,66m)	-	6	814 lbs (369 kg)	•	•	•	•	•	\$47,582
NEOS® 360 Original (Not Shown)	ZZXX0995	15' 0" x 12' 0" (4,57m x 3,66m)	-	6	814 lbs (369 kg)	•	•	•	•	•	\$47,814

+CSA and EN compliant versions available.

All play equipment must be installed over an appropriate impact absorbing surface that complies with ASTM or CSA standards. See your Playworld representative for more information.



NEOS® Arc

ZZXX0997

Looking to make the most of a limited space or small budget? The NEOS Arc is a sleek, economical, small-footprint version of the NEOS 360. Now anyone can bring electronic play to the playground! With the same great games, the NEOS Arc keeps kids jumping and darting between the four pillars—building strength and stamina.

- 8 games
- 1- and 2-player options
- Games last from 45-60 seconds
- 8 buttons on 4 towers
- Free instructional sign included
- Optional custom back panel available



NEOS® Wall

ZZXX1000 • ALL AGES

Players race between four towers, developing agility, coordination, strength, and stamina in a healthy, competitive environment. Nine different games and three skill levels provide players with electrifying challenges. NEOS Wall's steel towers are clad with thick, rotomolded plastic, available in any color.

- 9 games
- 1- and 2-player options
- Games last from 45-60 seconds
- 16 buttons on 4 towers
- Free instructional sign included
- Optional custom back panel available

PRODUCT	ITEM	SPACE REQUIRED	FALL HEIGHT	USERS	WEIGHT	ADA	ASTM F-1487	CPSC PUB.325	CAW/CSA Z614	EN1176	APPROX. PRICE
NEOS® Arc	ZZXX0997	20' 0" x 14' 0" (6,1m x 4,27m)	-	6	609 lbs (276 kg)	•	•	•	•	•	\$44,127
NEOS® Wall	ZZXX1000	20' 0" x 14' 0" (6,1m x 4,27m)	-	4	1408 lbs (639 kg)	•	•	•	•	•	\$73,910

concerto™

The Concerto line of outdoor musical equipment lets children of all abilities experience the joy and benefits of making music. Set at an accessible angle and height, these colorful instruments will encourage kids to band together and jam out!

Concerto also makes a wonderful addition to any inclusive playground!

TOP INCLUSIVE PRODUCT



Chimes

ZZXX0667 • AGES: 2-12

- Eight aluminum chimes tuned to the traditional music scale
- Concave design for accessibility
- Rubber mallets attached to frame



Vibes

ZZXX0666 • AGES: 2-12

- Fourteen chimes tuned to the seven-note scale
- Gives off a full, sustained note when struck
- Rubber mallets attached to frame



**SCAN FOR
CONCERTO
MUSIC VIDEO!**

PRODUCT	ITEM	SPACE REQUIRED	FALL HEIGHT	USERS	WEIGHT	ADA	ASTM F1487	CPSC PUB.225	CAN./CSA Z614	EN1176	APPROX. PRICE
Concerto™ Vibes	ZZXX0666	-	-	1	135 lbs (62 kg)	•	•	•	•	•	\$6,480
Concerto™ Chimes	ZZXX0667	-	-	1	130 lbs (59 kg)	•	•	•	•	•	\$6,498

+CSA and EN compliant versions available.

All play equipment must be installed over an appropriate impact absorbing surface that complies with ASTM or CSA standards. See your Playworld representative for more information.



Congas AGES: 2-12

- Varying size and color drum heads produce unique tones
- Set at an angle for accessibility



Two Congas • ZZXX0663



Three Congas
ZZXX0664



Five Congas
ZZXX0665



Cabasa AGES: 2-12

- Produces metallic rattling sound when spun back and forth
- Arched frame for accessibility



Small Cabasa • ZZXX0660



Medium Cabasa • ZZXX0661



Large Cabasa • ZZXX0662

PRODUCT	ITEM	SPACE REQUIRED	FALL HEIGHT	USERS	WEIGHT	ADA	ASTM F3487	CPSC PUB 505	CAN/CSA Z914	EN1176	APPROX. PRICE
Concerto™ Two Congas	ZZXX0663	-	-	1	51 lbs (24 kg)	•	•	•	•	•	\$2,355
Concerto™ Three Congas	ZZXX0664	-	-	1	62 lbs (28 kg)	•	•	•	•	•	\$3,171
Concerto™ Five Congas	ZZXX0665	-	-	1	79 lbs (36 kg)	•	•	•	•	•	\$4,819
Concerto™ Small Cabasa	ZZXX0660	-	-	1	60 lbs (28 kg)	•	•	•	•	•	\$1,289
Concerto™ Medium Cabasa	ZZXX0661	-	-	1	68 lbs (31 kg)	•	•	•	•	•	\$1,442
Concerto™ Large Cabasa	ZZXX0662	-	-	1	79 lbs (36 kg)	•	•	•	•	•	\$1,610



TOP INCLUSIVE PRODUCT

Accessible Whirl

ZZXX1158 • AGES: 2-12


- 6.5' (1.99m) diameter classic whirl sits flush with the ground
- Accommodates up to two wheelchair users, plus other riders
- Added seat gives extra support for kids or caregivers



Whirl-a-Round

ZZXX1153 • AGES: 5-12

- Classic whirl design offers familiar spinning experience—promoting vestibular, proprioceptive, balance, and cooperative skills
- 6' (1,83m) diameter accommodates many kids in a small footprint
- EN version available, ZZXX1154



Unity® SpinR 2 Seats

ZZXX0349 • AGES: 5-12

- Whirl with angled sides delivers a unique sensation and physically active experience—climb, spin, stand, sit, lie, hang, or balance
- Optional 1 or 2 recessed, outward-facing inclusive seats at transfer height with an inward pitch to support children with poor trunk control
- Accommodates up to 10 kids—encouraging cooperation and socialization

TOP INCLUSIVE PRODUCT

PRODUCT	ITEM	SPACE REQUIRED	FALL HEIGHT	USERS	WEIGHT	ADA	ASTM F1487	CPSC PUB.305	CAN./CSA Z614	EN1176	APPROX. PRICE
Accessible Whirl	ZZXX1158	24' 11" x 24' 11" (7,6m x 7,6m)	1' 3" (0,38m)	9	995 lbs (451 kg)	•	•	•	•	•	\$17,315
Whirl-a-Round	ZZXX1153	23' 11" x 23' 11" (7,29m x 7,29m)	1' 5" (0,43m)	12	441 lbs (200 kg)	•	•	•	•		\$7,923
Unity® SpinR 2 Seats	ZZXX0349	25' 8" x 25' 8" (7,82m x 7,82m)	1' 5" (0,44m)	10	870 lbs (395 kg)	•	•	•	•	•	\$18,307

+CSA and EN compliant versions available.

All play equipment must be installed over an appropriate impact absorbing surface that complies with ASTM or CSA standards. See your Playworld representative for more information.



Cone Spinners

Cone Spinners combine the excitement of spinning with the challenge of climbing for an exhilarating play experience! Cone Spinners let many children play at once in an exciting event that combines the thrill of speed and the wonder of height with net play.

TOP INCLUSIVE PRODUCT

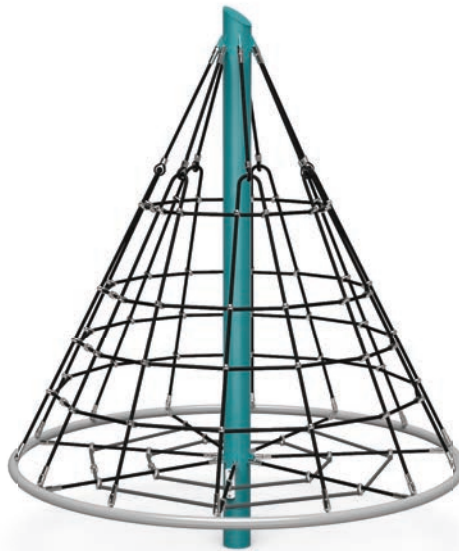
Cone Spinner Double-Decker

ZZXX0914 • AGES: 5-12



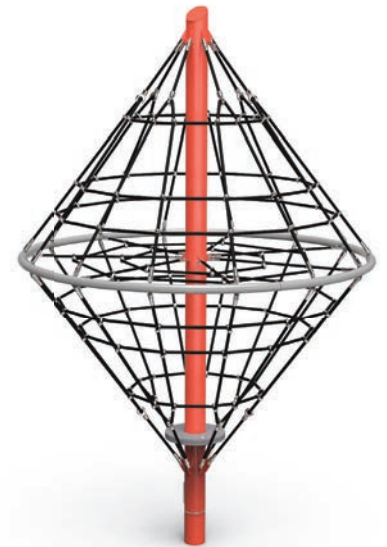
Cone Spinner w/ Floor

ZZXX0911 • AGES: 5-12



Cone Spinner

ZZXX0912 • AGES: 5-12



Cone Spinner Diamond

ZZXX0913 • AGES: 5-12

PRODUCT	ITEM	SPACE REQUIRED	FALL HEIGHT	USERS	WEIGHT	ADA	ASTM F1487	CPSC PUB.525	CAV/CSA Z614	EN1176	APPROX. PRICE
Cone Spinner Double-Decker	ZZXX0914	19' 10" x 19' 10" (6,04m x 6,04m)	9' 4" (2,83m)	14	522 lbs (237 kg)	•	•	•	•	•	\$25,312
Cone Spinner w/ Floor	ZZXX0911	18' 10" x 18' 10" (5,74m x 5,74m)	5' 0" (1,52m)	7	367 lbs (167 kg)	•	•	•	•	•	\$17,641
Cone Spinner	ZZXX0912	18' 10" x 18' 10" (5,74m x 5,74m)	5' 2" (1,58m)	7	205 lbs (93 kg)	•	•	•	•	•	\$14,641
Cone Spinner Diamond	ZZXX0913	18' 10" x 18' 10" (5,74m x 5,74m)	8' 6" (2,59m)	12	259 lbs (118 kg)	•	•	•	•	•	\$19,081

Motion Play: Spinners | Freestanding



Spinami

ZZXX0151 • AGES: 5-12

- Upright spinning whirl accommodates lots of kids at once
- The closer you stand to the center pole, the faster Spinami will spin!



Spin Central

350-SPIN • AGES: 5-12

- Kids grab hold above and use their upper bodies to make crazy twists and turns

Loopy Whoop

ZZUN7096 • AGES: 5-12

- Kids start to spin as their body movement determines the speed

TOP INCLUSIVE PRODUCT

Cozy Cocoon™

ZZXX0483 • AGES: 2-12

- Designed for children who need a cozy space to escape to when overstimulated
- The spinning motion and interior tactile experiences assist children in relaxing
- The windows on both sides allow for adult supervision, while the child feels enclosed in the space



Vortex

350-VORTEX • AGES: 5-12

- Fun comes full circle while kids stand and spin for a vigorous ride

PRODUCT	ITEM	SPACE REQUIRED	FALL HEIGHT	USERS	WEIGHT	ADA	ASTM F1487	CPSC PUB. 225	CAN/CSA Z614	EN1176	APPROX. PRICE
Spinami	ZZXX0151	24' 0" x 24' 0" (7,32m x 7,32m)	4' 0" (1,22m)	7	343 lbs (156 kg)	•	•	•	•	•	\$7,411
Cozy Cocoon™	ZZXX0483	14' 11" x 14' 9" (4,55m x 4,5m)	1' 2" (0,36m)	3	132 lbs (60 kg)	•	•	•	•	•	\$4,531
Spin Central	350-SPIN	16' 4" x 14' 1" (4,98m x 4,29m)	7' 0" (2,13m)	1	103 lbs (47 kg)	•	•	•	•	•	\$2,582
Loopy Whoop	ZZUN7096	13' 8" x 13' 8" (4,17m x 4,17m)	1' 2" (0,36m)	3	100 lbs (45 kg)	•	•	•	•	•	\$3,973
Vortex	350-VORTEX	28' 7" x 18' 5" (8,71m x 5,61m)	0' 9" (0,23m)	2	335 lbs (152 kg)	•	•	•	•	•	\$5,782

+CSA and EN compliant versions available.

All play equipment must be installed over an appropriate impact absorbing surface that complies with ASTM or CSA standards. See your Playworld representative for more information.



Overdrive

ZZXX0150 • AGES: 5-12

- Kids hold onto the handles, run to start the motion, and get dizzy with excitement
- Exciting overhead whirl can accommodate a large group of kids
- The more kids run, the faster Overdrive spins!



Spintastic

ZZXX0132 • AGES: 5-12

- Angled design
- Develops balance
- Low height for younger and older children



Swirl Saucer

ZZXX0503 • AGES: 5-12

- Spin and rock in this durable, metal saucer
- Encourages cooperative play or interaction with a caregiver
- Up to 2 children can enjoy the ride



Whirligig

ZZXX0043 • AGES: 5-12

- There will be giggles galore as children delight in wacky whirling action

TOP INCLUSIVE PRODUCT



Spin Cup

ZZXX0065 • AGES: 2-12

- Kids sit in the cup while others spin them

TOP INCLUSIVE PRODUCT



Revo

ZZXX0081 • AGES: 5-12

- Vertical rotating ring makes Revo a unique play experience
- Sitting inside, a child can spin a full 360° or rock back and forth
- Designed with outer grips so other children can assist with spinning

PRODUCT	ITEM	SPACE REQUIRED	FALL HEIGHT	USERS	WEIGHT	ADA	ASTM F1487	Cpsc Pub. 325	CAV, CSA Z614	EN1176	APPROX. PRICE
Overdrive	ZZXX0150	24' 2" x 24' 2" (7,37m x 7,37m)	5' 6" (1,68m)	6	331 lbs (150 kg)	•	•	•	•	•	\$6,722
Spintastic	ZZXX0132	13' 8" x 13' 8" (4,17m x 4,17m)	0' 5" (0,12m)	2	54 lbs (25 kg)	•	•	•	•	•	\$1,563
Swirl Saucer	ZZXX0503	21' 5" x 21' 5" (6,53m x 6,53m)	2' 1" (0,63m)	4	170 lbs (78 kg)	•	•	•	•	•	\$5,411
Whirligig	ZZXX0043	14' 6" x 14' 6" (4,42m x 4,42m)	1' 5" (0,42m)	4	149 lbs (68 kg)	•	•	•	•	•	\$3,432
Spin Cup	ZZXX0065	14' 0" x 14' 0" (4,27m x 4,27m)	2' 0" (0,61m)	1	58 lbs (26 kg)	•	•	•	•	•	\$1,885
Revo	ZZXX0081	18' 1" x 13' 5" (5,52m x 4,09m)	1' 5" (0,42m)	2	295 lbs (134 kg)	•	•	•	•	•	\$12,376



Bing Boing

ZZXX0044 • AGES: 5-12
 • Kids can bob back and forth and spin around at the same time



Nucleo

ZZXX0083 • AGES: 5-12
 • Kids can bounce and "surf"
 • Range of motion is determined by child's weight
 • Promotes balance and coordination

Unity® RockR

ZZXX0193 • AGES: 2-12
 • Unlike a single rider experience, this spring rider can accommodate six riders at a time
 • Multiple ways to engage—sit on outside edge, sit, kneel, or lie in bowl
 • Multigenerational
 • Inclusive features: mounted at transfer height, provides full body support, and encourages children of all abilities to play together on the same piece of equipment
 • Allows child-caregiver interaction



Wave Rider Seesaw

ZZXX0650 • AGES: 2-12
 • Encourages cooperative play
 • Unique spring design prevents "bottoming out" for safer play

PRODUCT	ITEM	SPACE REQUIRED	FALL HEIGHT	USERS	WEIGHT	ADA	ASTM F1487	CPSC PUB-225	CAN/CSA Z614	EN1176	APPROX. PRICE
Bing Boing	ZZXX0044	17' 2" x 17' 2" (5,23m x 5,23m)	1' 6" (0,45m)	4	276 lbs (125 kg)	•	•	•	•	•	\$5,301
Nucleo	ZZXX0083	17' 0" x 15' 7" (5,18m x 4,75m)	2' 0" (0,61m)	1	103 lbs (47 kg)	•	•	•	•	•	\$2,305
Unity® RockR	ZZXX0193	18' 2" x 18' 2" (5,54m x 5,54m)	1' 7" (0,49m)	6	499 lbs (227 kg)	•	•	•	•	•	\$9,245
Wave Rider Seesaw	ZZXX0650	19' 11" x 13' 2" (6,06m x 4,01m)	1' 12" (0,6m)	2	168 lbs (76 kg)	•	•	•	•	•	\$3,444

+CSA and EN compliant versions available.
 All play equipment must be installed over an appropriate impact absorbing surface that complies with ASTM or CSA standards. See your Playworld representative for more information.



Three Point Harness

ZZXX0601

- Harness optional - each sold separately



Accessible Seesaw

ZZXX0600 • AGES: 2-12

TOP INCLUSIVE PRODUCT



Duo Seesaw

ZZXX0596 • AGES: 2-12

- Ideal for building strength & coordination
- Available w/out Backrests, ZZXX0595



Quattro Seesaw

ZZXX0598 • AGES: 2-12

- Unique spring design prevents bottoming out for safer play
- Available w/out Backrests, ZZXX0597



Seesaws

ZZXX0605 • AGES: 5-12

- 4-seat version shown; 2-seat option available, ZZXX0604
- Tires shown are included

PRODUCT	ITEM	SPACE REQUIRED	FALL HEIGHT	USERS	WEIGHT	ADA	ASTM F1487	CPSC PUB.525	CAN./GSA 2614	EN1176	APPROX. PRICE
Three Point Harness	ZZXX0601	-	-	-	2 lbs (1 kg)						\$345
Accessible Seesaw	ZZXX0600	21' 11" x 16' 6" (6,68m x 5,03m)	1' 4" (0,41m)	5	531 lbs (241 kg)	•	•	•	•	•	\$13,939
Duo Seesaw Without Backrests	ZZXX0595	19' 8" x 13' 3" (6m x 4,04m)	2' 1" (0,63m)	2	197 lbs (90 kg)	•	•	•	•	•	\$4,186
Duo Seesaw With Backrests	ZZXX0596	20' 3" x 13' 3" (6,17m x 4,04m)	2' 1" (0,63m)	2	210 lbs (96 kg)	•	•	•	•	•	\$4,543
Quattro Seesaw Without Backrests	ZZXX0597	19' 10" x 15' 8" (6,04m x 4,78m)	2' 1" (0,63m)	6	456 lbs (207 kg)	•	•	•	•	•	\$9,012
Quattro Seesaw With Backrests	ZZXX0598	20' 6" x 15' 8" (6,25m x 4,78m)	2' 1" (0,63m)	6	483 lbs (219 kg)	•	•	•	•	•	\$9,734
Seesaws 2-Seat	ZZXX0604	24' 1" x 14' 10" (7,34m x 4,52m)	2' 1" (0,63m)	2	171 lbs (78 kg)	•	•	•	•	•	\$2,311
Seesaws 4-Seat	ZZXX0605	24' 1" x 17' 5" (7,34m x 5,31m)	3' 3" (0,99m)	4	324 lbs (147 kg)	•	•	•			\$4,166

ZoomTrax delights users as they soar from one end to another suspended along an overhead rail! Each unit accommodates one rider with the option of a standard disc-style or accessible seat.

ZoomTrax w/ Disc Seat

ZZXX1136 • AGES: 5-12

- Seat lets users glide from one end to the other while suspended along an overhead rail
- Accommodates one rider on a disc-style seat
- "Launch pad" on either end lets kids push off to propel themselves down the rail



ZoomTrax w/ Accessible Seat

ZZXX1138 • AGES: 5-12

- Accessible seat for ZoomTrax includes an over-the-shoulder harness that snap-locks into place
- High-angled back
- Contoured sides for increased support

TOP INCLUSIVE PRODUCT

ZoomTrax Add-A-Bay Options

AGES: 5-12

- Add-A-Bay connects to ZoomTrax units
- Accommodates one rider on a disc-style or accessible seat

TOP INCLUSIVE PRODUCT



PRODUCT	ITEM	SPACE REQUIRED	FALL HEIGHT	USERS	WEIGHT	ADA	ASTM F1487	CPSC PUB.302	CAV / CSA Z614	EN1176	APPROX. PRICE
ZoomTrax with Disc Seat	ZZXX1136	57' 9" x 24' 10" (17,6m x 7,57m)	7' 5" (2,26m)	1	1242 lbs (564 kg)	•	•	•	•	•	\$13,851
ZoomTrax with Accessible Seat	ZZXX1138	52' 2" x 24' 10" (15,9m x 7,57m)	7' 9" (2,36m)	1	1061 lbs (482 kg)	•	•	•	•	•	\$14,725
ZoomTrax Add-A-Bay with Accessible Seat	ZZXX1139	52' 2" x 12' 4" (15,9m x 3,75m)	7' 9" (2,36m)	1	791 lbs (359 kg)	•	•	•	•	•	\$13,125
ZoomTrax Add-A-Bay with Disc Seat	ZZXX1137	57' 9" x 12' 4" (17,6m x 3,75m)	7' 5" (2,26m)	1	973 lbs (442 kg)	•	•	•	•	•	\$12,466

+CSA and EN compliant versions available.

All play equipment must be installed over an appropriate impact absorbing surface that complies with ASTM or CSA standards. See your Playworld representative for more information.



LiveWire Zip Line™

ZZXX1145 • AGES: 5-12

- Kids will line up to take their turn on this exhilarating ride!
- Stand or sit on this 80' (24,4m) long zip line with sleek sculptural styling
- Perceived element of risk; zip line is safe and low to the ground



Vaquero

ZZXX0149 • AGES: 5-12

- This fun ride can accommodate a large group of kids
- Kids can sit, sway, and rock, pushing with their legs
- Younger children can sit while parents use handles to give a gentle ride
- Unique saddle design; holes will accommodate multiple ways for kids to sit



Monorail

350-MONO • AGES: 5-12

- Patented air brakes for smooth, safe stop
- Cantilever posts clear path for safer use

Cruise Line™

ZZXX0355 • AGES: 5-12

- Unique ride gives kids the thrill of something exciting and new with perceived risk and speed
- Riders can sit back-to-back, face-to-face, alone, or even lie down
- Children can imagine they're flying, or create new games and take turns
- Cruise Line provides opportunities for inclusive play, exercise, and cooperative play



TOP INCLUSIVE PRODUCT

PRODUCT	ITEM	SPACE REQUIRED	FALL HEIGHT	USERS	WEIGHT	ADA	ASTM F1487	CPSC PUB.225	CAV/GSA 2014	EN1176	APPROX. PRICE
LiveWire Zip Line™	ZZXX1145	112' 11" x 23' 7" (34,42m x 7,19m)	11' 3" (3,43m)	3	1702 lbs (772 kg)	•	•	•	•	•	\$26,117
Vaquero	ZZXX0149	30' 4" x 30' 4" (9,24m x 9,24m)	2' 2" (0,66m)	6	533 lbs (242 kg)	•	•	•	•	•	\$8,540
Challengers® Monorail	350-MONO	31' 4" x 15' 2" (9,55m x 4,62m)	7' 0" (2,13m)	1	333 lbs (151 kg)	•	•	•	+	•	\$8,607
Cruise Line™	ZZXX0355	41' 5" x 23' 6" (12,62m x 7,16m)	8' 11" (2,72m)	6	957 lbs (435 kg)	•	•	•	•	•	\$21,261



Unity® Basket Swing

350-BASKET • AGES: 2-12

TOP INCLUSIVE PRODUCT



Unity® Basket Swing Add-A-Bay

350-BASKET-ADD • AGES: 2-12

TOP INCLUSIVE PRODUCT



Unity® Hoopla Swing

350-HOOPLA • AGES: 2-12

TOP INCLUSIVE PRODUCT



Classic Standard Swings

SWING-8-6 • AGES: 2-12

- Slash-proof, black belt swing seats with zinc coated chains
- 8' (2,44m) high top rail and 6 seats
- Also available in 10' (3,05m) height
- Available with anti-wrap swing hanger



Single Post Swing w/Toddler Beam

SWING-SP-TOD • AGES: 2-12

- Two black belt swing seats and one toddler seat with zinc coated chains included
- 8' (2,44m) tall with 5" (12,7cm) outer diameter end posts
- Also available without toddler beam



Early Childhood T-Swing

ZZXX0822 • AGES: 2-5

- Two black, slash-proof toddler seats with zinc coated chains included
- 7' (2,13m) tall with 3-1/2" (8,8cm) diameter posts

PRODUCT	ITEM	SPACE REQUIRED	FALL HEIGHT	USERS	WEIGHT	ADA	ASTM F1487	CPSA PUB.325	CAV/CSA Z614	EN1176	APPROX. PRICE
Unity® Basket Swing	350-BASKET	26' 7" x 27' 4" (8,1m x 8,33m)	7' 11" (2,41m)	4	354 lbs (161 kg)	•	•	•	•	•	\$11,433
Unity® Basket Swing Add-A-Bay	350-BASKET-ADD	+ 15' 0" (x 4,57m)	7' 11" (2,41m)	4	376 lbs (171 kg)	•	•	•	•	•	\$11,803
Unity® Hoopla Swing	350-HOOPLA	26' 7" x 27' 4" (8,1m x 8,33m)	7' 11" (2,41m)	4	319 lbs (145 kg)	•	•	•	•	•	\$10,757
Unity® Hoopla Swing Add-A-Bay	350-HOOPLA-ADD	+ 15' 0" (x 4,57m)	7' 11" (2,41m)	4	341 lbs (155 kg)	•	•	•	•	•	\$11,127
Classic Standard Swings 2-Seats	SWING-8-2	27' 7" x 32' 2" (8,41m x 9,81m)	8' 0" (2,44m)	2	220 lbs (100 kg)	•	•	•	•	•	\$1,998
Classic Standard Swings 4-Seats	SWING-8-4	38' 2" x 32' 2" (11,63m x 9,81m)	8' 0" (2,44m)	4	362 lbs (165 kg)	•	•	•	•	•	\$3,507
Classic Standard Swings 6-Seats	SWING-8-6	48' 8" x 32' 2" (14,83m x 9,81m)	8' 0" (2,44m)	6	504 lbs (229 kg)	•	•	•	•	•	\$5,016
Classic Standard Swings 8-Seats	SWING-8-8	59' 3" x 32' 2" (18,06m x 9,81m)	8' 0" (2,44m)	8	646 lbs (293 kg)	•	•	•	•	•	\$6,525
Single Post Swings Single Post Swing with Toddler Beam	SWING-SP-TOD	28' 8" + 32' 4" (8,74m x 9,85m)	8' 0" (2,44m)	3	333 lbs (151 kg)	•	•	•	•	•	\$3,300
Single Post Swings 2-Seat	SWING-SP	24' 1" x 32' 4" (7,34m x 9,85m)	8' 0" (2,44m)	2	276 lbs (125 kg)	•	•	•	•	•	\$2,165
Early Childhood T-Swing	ZZXX0822	22' 7" x 20' 4" (6,88m x 6,2m)	8' 0" (2,44m)	1	244 lbs (111 kg)	•	•	•	•	•	\$2,348

+CSA and EN compliant versions available.

All play equipment must be installed over an appropriate impact absorbing surface that complies with ASTM or CSA standards. See your Playworld representative for more information.

Heavy Duty Swings

SWING-HD-8-4 • AGES: 2-12

- 2-3/8" (6,03cm) outer diameter end posts and 3-1/2" (8,8cm) outer diameter top rail
- Four slash-proof, black belt swing seats with zinc coated chains
- Also available in 10' height
- 2, 4, or 6 seats options



Tire Swing

SWING-500-TIRE • AGES: 2-12

- 5" (12,7cm) diameter end posts
- Top rail is made from 11-gauge galvanized steel
- Add-a-bay option also available



Arch Swings

500-ARCH • AGES: 2-12

- 5" (12,7cm) outer diameter aluminum arch frame and two black belt swing seats with zinc coated chains
- Also available in 3-1/2" (8,8cm)
- Add-a-bay options also available



Swing Along

SWING-ALONG-500 • AGES: 2-12

- Multigenerational swing features face-to-face seats: one for children under five and one for a sibling, parent, or caregiver
- Also available in 3-1/2" (8,8cm)
- Add-a-bay options also available

Swing Along Seat

AGES: 2-12

- Deeper seat with chain suspension in front of toddler provides more support and multiple, easy handholds
- Promotes social, emotional, visual, vestibular, proprioceptive, and language development
- Use with exclusive Swing Along bay requiring less surfacing or with many of our other swing frames (sold separately)



Accessible Swing Seat

AGES: 2-12

- Available in 7' (2,13m), 8' (2,44m), and 10' (3,05m) top rail versions
- Can be used on many of the swing sets shown here

TOP INCLUSIVE PRODUCT



TOP INCLUSIVE PRODUCT

PRODUCT	ITEM	SPACE REQUIRED	FALL HEIGHT	USERS	WEIGHT	ADA	ASTM F1487	CPSC PUB.325	CAN/CSA Z614	EN1176	APPROX. PRICE
Heavy Duty Swings 2-Seats	SWING-HD-8-2	33' 1" x 32' 4" (10,08m x 9,85m)	8' 0" (2,44m)	2	338 lbs (154 kg)	•	•	•	•	•	\$2,697
Heavy Duty Swings 4-Seats	SWING-HD-8-4	43' 10" x 32' 4" (13,36m x 9,85m)	8' 0" (2,44m)	4	515 lbs (234 kg)	•	•	•	•	•	\$4,503
Heavy Duty Swings 6-Seats	SWING-HD-8-6	54' 7" x 32' 4" (16,64m x 9,85m)	8' 0" (2,44m)	6	691 lbs (314 kg)	•	•	•	•	•	\$6,309
Tire Swing	SWING-500-TIRE	27' 11" x 22' 5" (8,51m x 6,83m)	6' 11" (2,11m)	3	509 lbs (231 kg)	•	•	•	•	•	\$5,274
Tire Swing Add-A-Bay Unit	SWING-500-TIRE-ADD	+ 22' 5" (x 6,83m)	6' 11" (2,11m)	3	341 lbs (155 kg)	•	•	•	•	•	\$3,507
Arch Swings 2-Seats	350-ARCH	23' 2" x 32' 4" (7,06m x 9,85m)	8' 0" (2,44m)	2	333 lbs (151 kg)	•	•	•	•	•	\$3,196
Arch Swings Add-A-Bay Unit	350-ARCH-ADD	+ 10' 11" (x 3,33m)	8' 0" (2,44m)	2	216 lbs (98 kg)	•	•	•	•	•	\$2,068
Arch Swings 2-Seats	500-ARCH	23' 5" x 32' 5" (7,14m x 9,88m)	8' 0" (2,44m)	2	435 lbs (198 kg)	•	•	•	•	•	\$3,753
Arch Swings Add-A-Bay Unit	500-ARCH-ADD	+ 11' 0" (x 3,35m)	8' 0" (2,44m)	2	267 lbs (122 kg)	•	•	•	•	•	\$2,591
Swing Along	SWING-ALONG-350	19' 9" x 32' 4" (6,02m x 9,85m)	8' 0" (2,44m)	2	319 lbs (145 kg)	•	•	•	•	•	\$3,909
Swing Along Add-a-Bay Unit	SWING-ALONG-350-ADD	+ 7' 4" x (2,23m x)	8' 0" (2,44m)	2	202 lbs (92 kg)	•	•	•	•	•	\$2,960
Swing Along	SWING-ALONG-500	19' 9" x 32' 5" (6,02m x 9,88m)	8' 0" (2,44m)	2	421 lbs (191 kg)	•	•	•	•	•	\$4,460
Swing Along Add-a-Bay Unit	SWING-ALONG-500-ADD	+ 7' 4" x (2,23m x)	8' 0" (2,44m)	2	254 lbs (115 kg)	•	•	•	•	•	\$3,479
Swing Along Seat	ZZX0635	-	8' 0" (2,44m)	2	32 lbs (15 kg)	•	•	•	•	•	\$1,371
Accessible Swing Seat	ZZX0892	-	7' 10" (2,38m)	1	52 lbs (24 kg)	•	•	•	•	•	\$1,680



Unity® Slide Climber

ZZXX0346 • AGES: 5-12

- The thrill of a slide and so much more!
- Three different climbers for a variety of challenge levels
- Tube at the top is entry to slide and a gathering point
- Children use the space underneath to socialize and play games



Nuvo™ 360° Spiral Slide

ZZXX0630 • AGES: 2-12

- Corkscrew slide features a one-piece bedway and canopy with molded-in handhold
- Graceful curves and swirls match Nuvo style
- Deck height is 6' (1,83m)



Twist and Shout Slide

ZZCH2728 • AGES: 2-12

- Curved, textured bedways give a thrilling side-to-side motion
- Deck height is 4' (1,22m)

Rumble Seat Slide

ZZCH2738 • AGES: 2-12

- Bumpy slide helps build multi-sensory awareness
- Deck height is 5' (1,52m)



Glide Slide

ZZCH3536 • AGES: 2-12

- Durable one-piece design
- Available from three deck heights: 4' (1,22m, shown), 5' (1,52m), and 6' (1,83m)



PRODUCT	ITEM	SPACE REQUIRED	FALL HEIGHT	USERS	WEIGHT	ADA	ASTM F1487	CPSC PUB.325	CAV / CSA Z614	EN1176	APPROX. PRICE
Unity® Slide Climber	ZZXX0346	33' 11" x 19' 7" (10,33m x 5,96m)	8' 7" (2,62m)	10	896 lbs (407 kg)	•	•	•	•	•	\$17,613
Nuvo™ 360° Spiral Slide	ZZXX0630	22' 10" x 17' 5" (6,96m x 5,31m)	6' 0" (1,83m)	4	900 lbs (409 kg)	•	•	•	•	•	\$12,501
Challengers® Twist and Shout Slide	ZZCH2728	24' 11" x 16' 2" (7,6m x 4,93m)	4' 0" (1,22m)	4	475 lbs (216 kg)	•	•	•	+	+	\$7,804
Challengers® Rumble Seat Slide	ZZCH2738	25' 2" x 16' 5" (7,67m x 5m)	5' 0" (1,52m)	6	504 lbs (229 kg)	•	•	•	+	+	\$9,320
Glide Slide (48in Deck)	ZZCH3536	24' 6" x 15' 2" (7,48m x 4,61m)	4' 0" (1,22m)	4	384 lbs (174 kg)	•	•	•	+	•	\$6,779

+CSA and EN compliant versions available.

All play equipment must be installed over an appropriate impact absorbing surface that complies with ASTM or CSA standards. See your Playworld representative for more information.

Adventure Tubes

Originally introduced in 2007, Adventure Tubes have been reinvented with a daring new design to take kids beyond a typical cylindrical tube experience into a more modern, complex space that's ripe for exploration. Made of sturdy rotomolded plastic with perforated steel windows for high visibility, Adventure Tubes will withstand the escapades of countless adventurers.



Nature Themed Panel
Panels sold separately



Geometric Panel
Panels sold separately




High Climb Adventure Tube

ZZUN5215 • AGES: 2-12
Panels sold separately



Horizontal S & 90° Adventure Tube

ZZUN5216 • AGES: 2-12
Panels sold separately



Passage Adventure Tube

ZZUN5213 • AGES: 2-12
Panels sold separately



Low Climb Adventure Tube

ZZUN5214 • AGES: 2-12
Panels sold separately



Log Tube

ZZUN5197 • AGES: 2-12

PRODUCT	ITEM	SPACE REQUIRED	FALL HEIGHT	USERS	WEIGHT	ADA	ASTM F1487	CPSC PUB.525	CAN./CSA Z614	EN1176	APPROX. PRICE
Nature Adventure Tube Panels	ZZUN5211	-	0' 9" (0,24m)	-	57 lbs (26 kg)	•	•	•	•	•	\$1,265
Geometric Adventure Tube Panels	ZZUN5212	-	0' 9" (0,24m)	-	50 lbs (23 kg)	•	•	•	•	•	\$1,154
High Climb Adventure Tube	ZZUN5215	24' 2" x 15' 10" (7,37m x 4,82m)	3' 8" (1,12m)	7	376 lbs (171 kg)	•	•	•	•	•	\$7,243
Horizontal S & 90° Adventure Tube	ZZUN5216	18' 0" x 18' 3" (5,49m x 5,56m)	0' 8" (0,21m)	4	93 lbs (43 kg)	•	•	•	•	•	\$2,006
Passage Adventure Tube	ZZUN5213	16' 0" x 15' 3" (4,88m x 4,65m)	0' 12" (0,29m)	2	56 lbs (26 kg)	•	•	•	•	•	\$1,308
Low Climb Adventure Tube	ZZUN5214	23' 11" x 15' 10" (7,29m x 4,82m)	0' 11" (0,28m)	6	223 lbs (101 kg)	•	•	•	•	•	\$3,946
Log Tube	ZZUN5197	23' 11" x 15' 10" (7,29m x 4,82m)	0' 7" (0,18m)	3	137 lbs (63 kg)	•	•	•	•	•	\$3,803



Balance Trax

TOP INCLUSIVE PRODUCT

BT-1201 • AGES: 2-12

- Designed for children to improve their balance skills
- Uneven platforms provide a greater challenge for kids with special needs
- Sturdy handrails encourage safe risk taking



Unity Steppers

AGES: 2-12

- Available in small, medium, and large
- Multi-functional stepping "stones" connect equipment, and provide social gathering places
- Opportunities for pretend games like crossing a river

TOP INCLUSIVE PRODUCT



Bounce Button

ZZUN7090 • AGES: 5-12

- Range of motion determined by user's weight



Parallel Bars

ZZUN5750 • AGES: 5-12

- Builds upper-body strength and stamina



Balance Beams

AGES: 2-12

- Made of steel with galvanized steel support legs
- Helps develop balance and coordination
- Available in Curved (as shown) and Dura (Straight) Balance Beam options

PRODUCT	ITEM	SPACE REQUIRED	FALL HEIGHT	USERS	WEIGHT	ADA	ASTM F1487	CPSC PUB-225	CAN/CSA Z614	EN1176	APPROX. PRICE
Balance Trax Playground	BT-1201	38' 5" x 21' 3" (11,71m x 6,48m)	1' 4" (0,41m)	20	930 lbs (422 kg)	•	•	•	•	•	\$16,837
A. Balance Trax Boomerang	ZZX0345	18' 0" x 14' 11" (5,49m x 4,55m)	0' 8" (0,2m)	2	123 lbs (56 kg)	•	•	•	•	•	\$1,898
B. Balance Trax Pond	ZZX0341	13' 2" x 13' 2" (4,01m x 4,01m)	0' 8" (0,2m)	1	17 lbs (8 kg)	•	•	•	•	•	\$569
C. Balance Trax Dunes	ZZX0343	19' 0" x 14' 2" (5,79m x 4,31m)	1' 1" (0,33m)	2	152 lbs (69 kg)	•	•	•	•	•	\$2,543
D. Balance Trax Snake	ZZX0344	19' 9" x 16' 3" (6,02m x 4,95m)	0' 8" (0,2m)	2	165 lbs (75 kg)	•	•	•	•	•	\$2,744
E. Balance Trax Mountain	ZZX0342	19' 0" x 14' 2" (5,79m x 4,31m)	1' 4" (0,41m)	2	149 lbs (68 kg)	•	•	•	•	•	\$2,734
Unity® Steppers Large	ZZUN7138	15' 10" x 15' 10" (4,82m x 4,82m)	1' 7" (0,48m)	4	128 lbs (59 kg)	•	•	•	•	•	\$2,515
Unity® Steppers Medium	ZZUN7137	14' 0" x 14' 0" (4,28m x 4,28m)	0' 12" (0,3m)	1	55 lbs (25 kg)	•	•	•	•	•	\$1,749
Unity® Steppers Small	ZZUN7136	13' 4" x 13' 4" (4,06m x 4,06m)	0' 9" (0,22m)	1	30 lbs (14 kg)	•	•	•	•	•	\$1,204
Bounce Button	ZZUN7090	15' 2" x 15' 2" (4,62m x 4,62m)	1' 7" (0,49m)	1	32 lbs (15 kg)	•	•	•	•	•	\$1,096
Parallel Bars	ZZUN5750	23' 6" x 13' 10" (7,16m x 4,22m)	2' 8" (0,81m)	3	103 lbs (47 kg)	•	•	•	•	•	\$2,634
Balance Beams Curved	ZZX1020	23' 0" x 16' 0" (7,01m x 4,88m)	1' 4" (0,41m)	2	62 lbs (29 kg)	•	•	•	•	•	\$916
Balance Beams Dura (Straight)	ZZUN6500	22' 0" x 12' 6" (6,71m x 3,81m)	1' 0" (0,3m)	2	59 lbs (27 kg)	•	•	•	•	•	\$748

Gaga Pit

AGES: 5-12

- Customizable size, sold in sections
- Built to withstand intense play
- Stake or surface mount options



Sidewalk

ZZUN7100 • AGES: 2-12

- Sections move based on child's weight
- Develops sense of balance, coordination, and motor skills



Stationary Buttons

ZZUN7140 • AGES • 2-12

- Can be mounted with other buttons at different heights to create a staircase or walkway
- Available in 1' (0,3m), 1' 6" (0,46m), and 2' (0,61m) heights



Tetherball

ZZXX1079 • AGES: 5-12

- Classic game of a ball on a rope that swings around a center post
- Ball features a recessed rope attachment for extra protection
- Replacement ball with rope also available



Toss-Up

ZZXX1050 • AGES: 2-12

- Unique funnel shape with four openings makes it even more fun to guess where the ball will come out
- Large capacity to receive more than one ball at a time for more fun



Triple Shoot-Out

ZZXX1051 • AGES: 2-12

- Adjustable baskets create opportunity for challenge and growth
- Three baskets open up the imagination to create new games

TOP INCLUSIVE PRODUCT

PRODUCT	ITEM	SPACE REQUIRED	FALL HEIGHT	USERS	WEIGHT	ADA	ASTM F1407	CPSC PUB.525	CAN./CSA Z614	EN1176	APPROX. PRICE
Gaga Pit (As Shown Above)	–	–	–	8	202 lbs (92 kg)	•	•	•	•	•	\$1,395
Sidewalk	ZZUN7100	22' 3" x 15' 4" (6,77m x 4,67m)	1' 6" (0,47m)	3	167lbs (76 kg)	•	•	•	•	•	\$4,144
Stationary Buttons 1' (0,31m)	ZZUN7140	13' 2" x 13' 2" (4,01m x 4,01m)	1' 0" (0,3m)	1	28 lbs (13 kg)	•	•	•	•	•	\$888
Tetherball	ZZXX1079	12' 0" x 12' 0" (3,66m x 3,66m)	–	2	32 lbs (15 kg)						\$347
Tetherball Replacement Ball with Rope	ZZXX1080	–	–	2	1 lbs (1 kg)						\$73
Toss-Up	ZZXX1050	12' 0" x 12' 0" (3,66m x 3,66m)	–	8	110 lbs (50 kg)	•	•	•	•	•	\$1,159
Triple Shoot-Out	ZZXX1051	12' 0" x 12' 0" (3,66m x 3,66m)	–	8	309 lbs (141 kg)	•	•	•	•	•	\$4,102



Home Dome

ZZXX0365 • AGES: 2-5

- The first play dome that doubles as a playhouse or clubhouse
- Spacing between rungs has been carefully designed for younger children for just the right amount of challenge and accomplishment
- Develops children's understanding of spatial relationships of their body in a space
- Develops upper-body strength by hanging and swinging, jumping, discovery of new climbing paths, and details within the dome
- Improves social skills through inventive physical and imaginative play



Butterfly Climber

ZZXX0480 • AGES: 2-5

- Gives children a fun and safe place to practice their balance and coordination skills
- Hand-eye coordination improves as they use the handholds in the butterfly wings
- Encourages children to socialize and negotiate to pass one another
- Each colorful butterfly sold separately



Flower Climber

ZZXX0479 • AGES: 2-5

- Safe, fun, and easy to engage; children will love climbing up, over, and through
- Children practice control and balance, and become aware of their body position in space



Rhythm Wall

350-1431 • AGES: 2-12

- Connected panels of drums, chimes, bells, and horns encourage socialization and collaborative music-making
- Camber Half Square Roof provides economical sun protection



Drum Set

ZZUN5049 • AGES: 2-12

- Three bongo-style drums in varying tones

PRODUCT	ITEM	SPACE REQUIRED	FALL HEIGHT	USERS	WEIGHT	ADA	ASTM F1487	CPSC PUB.325	CAV/GSA Z614	EN1176	APPROX. PRICE
Home Dome	ZZXX0365	21' 10" x 22' 2" (6,65m x 6,76m)	4' 8" (1,43m)	8	427 lbs (194 kg)	•	•	•	•	•	\$12,160
PlayTown® Butterfly Climber	ZZXX0480	13' 4" x 13' 2" (4,05m x 4,01m)	–	1	40 lbs (19 kg)	•	•	•	•	•	\$911
PlayTown® Flower Climber	ZZXX0479	18' 9" x 15' 0" (5,72m x 4,57m)	4' 0" (1,22m)	3	91 lbs (42 kg)	•	•	•	•	•	\$2,006
Challengers® Rhythm Wall	350-1431	23' 0" x 15' 10" (7,01m x 4,82m)	()	8	420 lbs (191 kg)	•	•	•	•	•	\$12,020
Drum Set	ZZUN5049	14' 5" x 16' 11" (4,39m x 5,15m)	()	2	122 lbs (55 kg)	•	•	•	•	•	\$2,288

+CSA and EN compliant versions available.

All play equipment must be installed over an appropriate impact absorbing surface that complies with ASTM or CSA standards. See your Playworld representative for more information.

PlayExpress AGES: 2-5

Available in two color palettes; Primary is shown.



PlayDozer

ZZXX3230 • AGES: 2-12

- Colors as shown



Sand & Water Table w/ LolloTops™

ZZXX1275 • AGES: 2-12

- Complete with three whimsical LolloTop post toppers
- Two-basin accessible table with drain plug and two multifunctional bin covers
- Also available without LolloTops (ZZXX1270)

EZ-Digger

TOP INCLUSIVE PRODUCT

ZZXX0421 • AGES: 2-12

- Features 360° rotation and dual hand controls
- Available in Accessible option (as shown) or with seat

PRODUCT	ITEM	SPACE REQUIRED	FALL HEIGHT	USERS	WEIGHT	ADA	ASTM F-1487	CPSC PUB.325	CON/CSA 2614	EN1176	APPROX. PRICE
A. PlayExpress The Engine Car	ZZXX3150	26' 4" x 15' 9" (8,03m x 4,81m)	2' 0" (0,61m)	10	773 lbs (351 kg)	•	•	•	+	•	\$13,866
B. PlayExpress The Dining Car	ZZXX3170	17' 4" x 15' 9" (5,29m x 4,81m)	–	4	321 lbs (146 kg)	•	•	•	•	•	\$5,670
C. PlayExpress The Sandbox Car	ZZXX3180	20' 1" x 15' 9" (6,12m x 4,81m)	–	10	458 lbs (208 kg)	•	•	•	•	•	\$6,953
D. PlayExpress The Tanker Car	ZZXX3195	19' 6" x 15' 1" (5,94m x 4,6m)	0' 9" (0,22m)	3	368 lbs (167 kg)	•	•	•	•	•	\$6,560
PlayDozer	ZZXX3230	24' 3" x 16' 6" (7,39m x 5,03m)	3' 0" (0,91m)	6	522 lbs (237 kg)	•	•	•	•	•	\$11,833
Sand & Water Table with LolloTops™	ZZXX1275	21' 7" x 15' 2" (6,58m x 4,62m)	–	11	293 lbs (133 kg)	•	•	•	•	•	\$5,192
Sand & Water Table	ZZXX1270	20' 0" x 14' 6" (6,1m x 4,43m)	–	11	163 lbs (74 kg)	•	•	•	•	•	\$3,115
EZ-Digger Accessible	ZZXX0421	17' 4" x 8' 8" (5,28m x 2,64m)	–	1	50 lbs (23 kg)	•	•	•	•	•	\$1,919
EZ-Digger with Seat	ZZXX0416	17' 4" x 17' 4" (5,28m x 5,28m)	1' 4" (0,4m)	1	55 lbs (25 kg)	•	•	•	•	•	\$1,941




UPGRADE WITH MIGHTY DESCENT!

Mighty Descent sold separately

Naica® 8.0RV

ZZXX0974 • AGES: 5-12



Naica® 6.0V

ZZXX0972 • AGES: 5-12



Naica® 4.0R

ZZXX0973 • AGES: 5-12



Naica® 2.0V

ZZXX0971 • AGES: 5-12

PRODUCT	ITEM	SPACE REQUIRED	FALL HEIGHT	USERS	WEIGHT	ADA	ASTM F1487	CPSC PUB.325	CAN/CSA Z614	EN1176	APPROX. PRICE
Naica® 8.0RV	ZZXX0974	42' 10" x 36' 5" (13,05m x 11,1m)	7' 2" (2,19m)	23	3093 lbs (1403 kg)	•	•	•	•	•	\$78,300
Naica® 8.0RVSD (4in SM)	ZZXX0974SD	42' 10" x 36' 5" (13,05m x 11,1m)	7' 2" (2,19m)	23	3016 lbs (1368 kg)	•	•	•	•	•	\$78,550
Naica® 6.0V	ZZXX0972	30' 2" x 36' 2" (9,2m x 11,03m)	7' 2" (2,19m)	23	2379 lbs (1079 kg)	•	•	•	•	•	\$55,118
Naica® 6.0VSD (4in SM)	ZZXX0972SD	30' 2" x 36' 2" (9,2m x 11,03m)	7' 2" (2,19m)	23	2364 lbs (1072 kg)	•	•	•	•	•	\$55,368
Naica® 4.0R	ZZXX0973	35' 5" x 22' 10" (10,8m x 6,96m)	7' 2" (2,19m)	17	1445 lbs (656 kg)	•	•	•	•	•	\$37,389
Naica® 4.0RSD (4in SM)	ZZXX0973SD	35' 5" x 22' 10" (10,8m x 6,96m)	7' 2" (2,19m)	17	1379 lbs (626 kg)	•	•	•	•	•	\$37,639
Naica® 2.0V	ZZXX0971	24' 1" x 27' 11" (7,35m x 8,51m)	7' 2" (2,19m)	24	1347 lbs (611 kg)	•	•	•	•	•	\$31,821
Naica® 2.0VSD (4in SM)	ZZXX0971SD	24' 1" x 27' 11" (7,35m x 8,51m)	7' 2" (2,19m)	24	1336 lbs (606 kg)	•	•	•	•	•	\$32,071

+CSA and EN compliant versions available.

All play equipment must be installed over an appropriate impact absorbing surface that complies with ASTM or CSA standards. See your Playworld representative for more information.



UPGRADE WITH MIGHTY DESCENT!
Mighty Descent sold separately

Quito® (4in Surfacing)

ZZXX1123 • AGES: 5-12

PRODUCT	ITEM	SPACE REQUIRED	FALL HEIGHT	USERS	WEIGHT	ADA	ASTM F467	CPSC PUB 325	CAN/CSA Z614	EN1176	APPROX. PRICE
Quito® (4in Surfacing)	ZZXX1123	31' 1" x 32' 3" (9,47m x 9,83m)	7' 0" (2,13m)	56	4327 lbs (1963 kg)	•	•	•	•	•	\$91,931
Quito® (12in Surfacing)	ZZXX1124	31' 1" x 32' 3" (9,47m x 9,83m)	7' 0" (2,13m)	56	4393 lbs (1992 kg)	•	•	•	•	•	\$92,244
Mighty Descent to Naica®	ZZXX1125	-	8' 0" (2,44m)	8	766 lbs (347 kg)	•	•	•	•	•	\$12,846
Mighty Descent to Quito®/Naica® (4in Surfacing)	ZZXX1125SD	-	8' 0" (2,44m)	8	795 lbs (361 kg)	•	•	•	•	•	\$13,096



Tianzi®

Inspired by its namesake mountain in the Hunan Province of China, each of Tianzi's components provide a distinct, daring challenge for kids to overcome. With transferable design, this lineup helps you to create a unique play space that bonds your community.



Tianzi® Twin Overlay

ZZPM5001 • AGES: 5-12

- Two nets offer a layered climbing experience with grid-patterned design and strategically placed openings to climb through. Complete with an Angled Flag, this component promises challenge and a sense of accomplishment to every daring climber.



Tianzi® Two-Point Wedge

ZZPM5004 • AGES: 5-12

- Suspended between two poles and anchored to the ground, this net offers a unique shape that kids can climb in all sorts of ways. From side to side and every inch between, young climbers will love exploring this component with friends.

PRODUCT	ITEM	SPACE REQUIRED	FALL HEIGHT	USERS	WEIGHT	ADA	ASTM F1487	CPSC PUB.325	CAN/CSA Z614	EN1176	APPROX. PRICE
Tianzi® Twin Overlay	ZZPM5001	20' 11" x 20' 11" (6,38m x 6,38m)	6' 11" (2,1m)	8	285 lbs (130 kg)	•	•	•	•	•	\$9,945
Tianzi® Two-Point Wedge	ZZPM5004	20' 11" x 19' 11" (6,38m x 6,07m)	6' 10" (2,07m)	4	101 lbs (46 kg)	•	•	•	•	•	\$2,786

+CSA and EN compliant versions available.

All play equipment must be installed over an appropriate impact absorbing surface that complies with ASTM or CSA standards. See your Playworld representative for more information.



Tianzi® Pitch Crossing

ZZPM5003 • AGES: 5-12

- Complete this daring challenge by balancing across the rubber beam. Ropes featured on either side assist beginning climbers while offering additional climbing opportunities for advanced users. A bell sits above the center, adding sensory experience to the play while encouraging kids on their adventure.



Tianzi® Top Rope Pass

ZZPM5002 • AGES: 5-12

- This swerving series of ropes features a ladder-like design that allows kids to explore any way they'd like. Whether they weave through or scale over, they're sure to enjoy the fun, challenge, and adventure this component offers.



Tianzi® Three-Point Traverse - Single

ZZPM5006 • AGES: 5-12

- Kids can experiment with their climb in all kinds of ways using this twisted net! An additional rope attached between the end two poles motivate kids to be creative and bold as they test and strengthen their skills.



Tianzi® Step

ZZPM5008 • AGES: 5-12

- Attach Step to your pole to give climbers an extra challenge, or leg up on their adventure. Two-part casting and powder coating make this a durable component that's easy to install on new or existing playgrounds.

PRODUCT	ITEM	SPACE REQUIRED	FALL HEIGHT	USERS	WEIGHT	ADA	ASTM F1487	CPSC PUB.325	CAN/CSA Z614	EN1176	APPROX. PRICE
Tianzi® Pitch Crossing	ZZPM5003	20' 11" x 14' 11" (6,38m x 4,55m)	1' 8" (0,52m)	2	166 lbs (75 kg)	•	•	•	•	•	\$3,729
Tianzi® Top Rope Pass	ZZPM5002	20' 11" x 13' 8" (6,38m x 4,16m)	5' 0" (1,52m)	2	99 lbs (45 kg)	•	•	•	•	•	\$2,956
Tianzi® Three-Point Traverse - Single	ZZPM5006	20' 9" x 16' 7" (6,32m x 5,05m)	6' 5" (1,95m)	3	101 lbs (46 kg)	•	•	•	•	•	\$2,502
Tianzi® Step	ZZPM5008	13' 0" x 12' 7" (3,96m x 3,83m)	varies	1	7 lbs (4 kg)	•	•	•	•	•	\$279



Shown with optional Sensory Connections (sold separately)

Unity® Dome

TOP INCLUSIVE PRODUCT

ZZXX0366 • AGES: 5-12

- A play experience that brings everyone together
- Play in, on, and around
- Unique rings and rungs create new adventures and climbing challenges
- Perch points create special destinations
- Accessible for children in wheelchairs for more inclusive play
- Net tube climber inside creates different climbing experience
- The large opening enables a child in a wheelchair to be in the middle of the play

*U.S. Patent D729,224S

Unity® Dome Sensory Connections



Drum

Tambourine

Washboard

Unity® Dome Sensory Connections

ZZXX0367 • AGES: 5-12

- Optional package to enhance Unity
- Three fun music panels allow children to create music circles as they play
- Drum, tambourine and washboard style panels give kids a sensory experience

*U.S. Patent D729,224S



Large Canopy

ZZXX0187 • AGES: 5-12

- Inspired by traditional monkey bars
- Designed so children gain a sense of achievement every time they play on it—traditional overhead measured success on crossing entire length
- Climbing cleats help everyone get started
- Non-linear canopy provides options for many different paths

Web - Medium

ZZXX1114S • AGES: 5-12

- Accommodates up to 20 users
- 10' (3,05m) height
- Designed for surface mount, but can be made in-ground using a footing kit (not included)
- Small version available

PRODUCT	ITEM	SPACE REQUIRED	FALL HEIGHT	USERS	WEIGHT	ADA	ASTM F1487	CPSC PUB.305	CAN/CSA Z614	EN1176	APPROX. PRICE
Unity® Dome	ZZXX0366	27' 0" x 27' 0" (8,23m x 8,23m)	7' 0" (2,13m)	17	601 lbs (273 kg)	•	•	•	•	•	\$23,663
Unity® Dome Sensory Connections	ZZXX0367	-	-	3	76 lbs (35 kg)	•	•	•	•	•	\$5,699
Unity® Large Canopy	ZZXX0187	25' 4" x 21' 1" (7,72m x 6,44m)	7' 4" (2,23m)	13	608 lbs (276 kg)	•	•	•	•	•	\$12,293
Unity® Web - Medium	ZZXX1114S	26' 0" x 26' 0" (7,92m x 7,92m)	8' 0" (2,44m)	20	802 lbs (364 kg)	•	•	•	•	•	\$24,856
Unity® Web - Small	ZZXX1115S	23' 0" x 23' 0" (7,01m x 7,01m)	6' 6" (1,98m)	12	615 lbs (279 kg)	•	•	•	•	•	\$19,224

+CSA and EN compliant versions available.


All play equipment must be installed over an appropriate impact absorbing surface that complies with ASTM or CSA standards. See your Playworld representative for more information.



Denali 2M Net

ZZXX1053 • AGES: 5-12

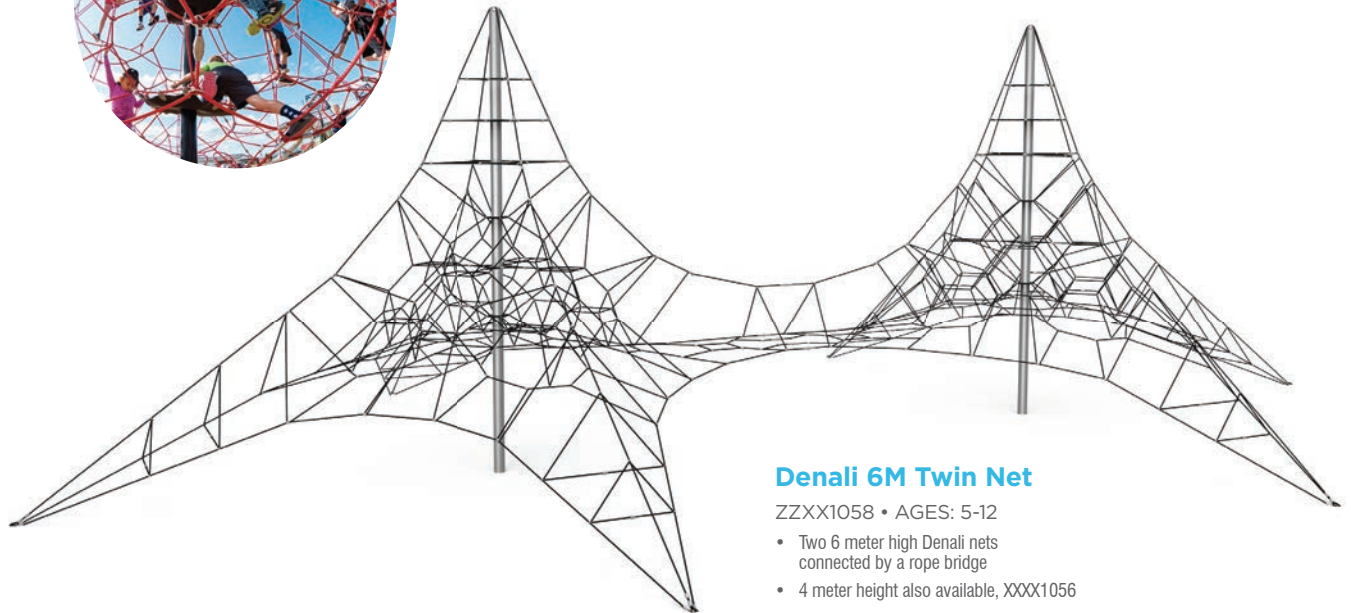
- Smaller unit is designed for younger children
- 2 meter height



Denali 4M Net

ZZXX1054 • AGES: 5-12

- Children will feel the thrill of mountain-climbing as they scale the massive 4 meter high Denali net!
- 6 meter heights also available, ZZXX1057



Denali 6M Twin Net

ZZXX1058 • AGES: 5-12

- Two 6 meter high Denali nets connected by a rope bridge
- 4 meter height also available, XXXX1056

PRODUCT	ITEM	SPACE REQUIRED	FALL HEIGHT	USERS	WEIGHT	ADA	ASTM F1467	CPSC PUB.325	CAW/CSA Z614	EN1176	APPROX. PRICE
Denali 2M Net	ZZXX1053	25' 6" x 25' 6" (7,77m x 7,77m)	6' 0" (1,83m)	6	310 lbs (141 kg)	•	•	•	•	•	\$19,158
Denali 4M Net	ZZXX1054	37' 4" x 37' 4" (11,38m x 11,38m)	6' 0" (1,83m)	15	441 lbs (200 kg)	•	•	•	•	•	\$23,842
Denali 4M Twin Net	ZZXX1056	55' 8" x 38' 7" (16,97m x 11,76m)	6' 0" (1,83m)	25	795 lbs (361 kg)	•	•	•	•	•	\$44,908
Denali 6M Twin Net	ZZXX1058	78' 9" x 50' 9" (24m x 15,47m)	8' 0" (2,44m)	30	1025 lbs (465 kg)	•	•	•	•	•	\$62,065
Denali 6M Net	ZZXX1057	48' 6" x 48' 6" (14,78m x 14,78m)	8' 0" (2,44m)	20	548 lbs (249 kg)	•	•	•	•	•	\$31,984

Climbing just got more exciting! Inspired by nature, ModPods were designed to be more challenging than a flat plane climber. Modularity gives ModPods flexibility for virtually endless design possibilities that support social and inclusive play.



ModPods™ MOD-194

MOD-194 • AGES: 5-12




ModPods™ MOD-191

MOD-191 • AGES: 5-12



ModPods™ MOD-193

MOD-193 • AGES: 5-12



ModPods™ MOD-195

MOD-195 • AGES: 5-12

For more ModPods™ see pages 101, 174.



PRODUCT	ITEM	SPACE REQUIRED	FALL HEIGHT	USERS	WEIGHT	ADA	ASTM F1487	CPSC PUB.325	CAN/CSA Z614	EN1176	APPROX. PRICE
ModPods™ MOD-194	MOD-194	44' 0" x 31' 0" (13,41m x 9,45m)	6' 0" (1,83m)	23	2010 lbs (912 kg)	•	•	•	•	•	\$30,388
ModPods™ MOD-191	MOD-191	29' 6" x 18' 8" (8,99m x 5,69m)	8' 5" (2,57m)	12	908 lbs (412 kg)	•	•	•	•	•	\$13,859
ModPods™ MOD-193	MOD-193	36' 0" x 31' 2" (10,97m x 9,5m)	8' 5" (2,57m)	24	1839 lbs (835 kg)	•	•	•	•	•	\$28,188
ModPods™ MOD-195	MOD-195	63' 7" x 34' 4" (19,38m x 10,46m)	8' 5" (2,57m)	36	2889 lbs (1310 kg)	•	•	•	•	•	\$44,243

+CSA and EN compliant versions available.

All play equipment must be installed over an appropriate impact absorbing surface that complies with ASTM or CSA standards. See your Playworld representative for more information.



PlayCubes® 1.0

PLAYCUBES-1 • AGES: 2-12

- Pack a lot of play value into a small space
- Perfect for children who haven't learned to climb yet
- Builds imagination and increases spatial awareness
- Also available in metal

For more PlayCubes®, see pages 54 - 59 or visit Playworld.com/PlayCubes

PRODUCT	ITEM	SPACE REQUIRED	FALL HEIGHT	USERS	WEIGHT	ADA	ASTM F1487	CPSC PUB.325	CAN./CSA Z614	EN1176	APPROX. PRICE
PlayCubes® 1.0	PLAYCUBES-1	16' 4" x 16' 11" (4,98m x 5,16m)	4' 1" (1,24m)	4	153 lbs (70 kg)	•	•	•	•	•	\$4,448



Super Dome

ZZXX0400 • AGES: 5-12



Cosmic Warp

ZZXX0401 • AGES: 5-12



Jumble Gym

ZZXX0430 • AGES: 5-12



Moon Rock Climber

ZZXX0148 • AGES: 2-12

- Encourages exploration and discovery
- Space-themed, molded-in features under the climber include rockets, stars, and the solar system
- Kids will love to climb, jump, and hide underneath



Whirlwind Climbers

AGES: 5-12

- Unique, distinctive climber adds visual appeal and excitement to play areas
- Molded-in ribs, hand- and footholds provide safe, challenging climb
- Available in five heights; priced for 2' (0,61m)
- Use one or combine two or more to create your own design

Summit Climbers



Ozarks

ZZXX0461 • AGES: 5-12



Sierra

ZZXX0462 • AGES: 5-12



Rockies

ZZXX0463 • AGES: 5-12



Appalachian

ZZXX0464 • AGES: 5-12

PRODUCT	ITEM	SPACE REQUIRED	FALL HEIGHT	USERS	WEIGHT	ADA	ASTM F1487	CPSC PUB.325	CAN/CSA Z614	EN1176	APPROX. PRICE
Super Dome	ZZXX0400	27' 6" x 27' 6" (8,38m x 8,38m)	6' 2" (1,88m)	15	358 lbs (163 kg)	•	•	•	•	•	\$7,131
Cosmic Warp	ZZXX0401	24' 6" x 14' 6" (7,47m x 4,42m)	8' 9" (2,67m)	6	251 lbs (114 kg)	•	•	•	•	•	\$3,791
Jumble Gym	ZZXX0430	28' 8" x 26' 6" (8,75m x 8,07m)	6' 1" (1,85m)	12	354 lbs (161 kg)	•	•	•	•	•	\$8,497
Moon Rock Climber	ZZXX0148	18' 4" x 21' 2" (5,59m x 6,45m)	3' 8" (1,12m)	8	243 lbs (111 kg)	•	•	•	•	•	\$5,216
Whirlwind Climbers 2' (0,61m)	ZZUN6736	14' 0" x 15' 3" (4,27m x 4,66m)	2' 0" (0,61m)	2	114 lbs (52 kg)	•	•	•	•	•	\$2,180
Whirlwind Climbers 3' (0,91m)	ZZUN6737	14' 0" x 15' 3" (4,27m x 4,66m)	3' 0" (0,91m)	2	133 lbs (61 kg)	•	•	•	•	•	\$2,669
Whirlwind Climbers 4' (1,22m)	ZZUN6738	14' 0" x 15' 3" (4,27m x 4,66m)	4' 0" (1,22m)	2	152 lbs (69 kg)	•	•	•	•	•	\$3,160
Whirlwind Climbers 5' (1,52m)	ZZUN6739	14' 0" x 15' 3" (4,27m x 4,66m)	5' 0" (1,52m)	2	171 lbs (78 kg)	•	•	•	•	•	\$3,660
Whirlwind Climbers 6' (1,83m)	ZZUN6740	14' 0" x 15' 3" (4,27m x 4,66m)	6' 0" (1,83m)	2	190 lbs (87 kg)	•	•	•	•	•	\$4,400
Summit Climbers: Ozarks	ZZXX0461	33' 3" x 24' 6" (10,15m x 7,46m)	7' 11" (2,41m)	12	454 lbs (206 kg)	•	•	•	•	•	\$10,184
Summit Climbers: Sierra	ZZXX0462	29' 9" x 17' 10" (9,06m x 5,43m)	8' 7" (2,62m)	10	449 lbs (204 kg)	•	•	•	•	•	\$8,578
Summit Climbers: Rockies	ZZXX0463	33' 3" x 31' 10" (10,15m x 9,7m)	8' 7" (2,62m)	16	774 lbs (352 kg)	•	•	•	•	•	\$15,335
Summit Climbers: Appalachian	ZZXX0464	33' 3" x 33' 11" (10,15m x 10,33m)	8' 7" (2,62m)	22	1101 lbs (500 kg)	•	•	•	•	•	\$22,296

+CSA and EN compliant versions available.

All play equipment must be installed over an appropriate impact absorbing surface that complies with ASTM or CSA standards. See your Playworld representative for more information.



Adventure Canyon

RB-1015 • AGES: 5-12



Rocky Ridge

RB-1200 • AGES: 5-12



Climbing Tunnel

ZZXX0407 • AGES: 2-12



Corner Rock

RB-305 • AGES: 5-12



Around the Bend

RB-310 • AGES: 5-12



Hairpin Turn

RB-315 • AGES: 5-12



WonderFalls

RB-1005 • AGES: 5-12

PRODUCT	ITEM	SPACE REQUIRED	FALL HEIGHT	USERS	WEIGHT	ADA	ASTM F3442	CPSC PUB325	CAN/CSA Z614	EN1176	APPROX. PRICE
RockBlocks® Adventure Canyon	RB-1015	36' 5" x 29' 5" (11,1m x 8,97m)	9' 0" (2,74m)	26	1414 lbs (642 kg)	•	•	•	+		\$38,517
RockBlocks® Rocky Ridge	RB-1200	33' 5" x 16' 7" (10,19m x 5,05m)	8' 0" (2,44m)	10	459 lbs (209 kg)	•	•	•	•	•	\$13,654
RockBlocks® Climbing Tunnel	ZZXX0407	21' 0" x 19' 0" (6,4m x 5,79m)	3' 3" (0,99m)	6	321 lbs (146 kg)	•	•	•	•	•	\$7,884
RockBlocks® Corner Rock	RB-305	19' 10" x 17' 2" (6,04m x 5,23m)	5' 0" (1,52m)	8	298 lbs (136 kg)	•	•	•	•	•	\$7,676
RockBlocks® Around the Bend	RB-310	24' 9" x 19' 2" (7,54m x 5,84m)	7' 0" (2,13m)	12	493 lbs (224 kg)	•	•	•	•	•	\$13,333
RockBlocks® Hairpin Turn	RB-315	25' 3" x 23' 11" (7,7m x 7,29m)	7' 0" (2,13m)	19	813 lbs (369 kg)	•	•	•	•	•	\$21,976
RockBlocks® WonderFalls	RB-1005	23' 9" x 27' 1" (7,24m x 8,25m)	9' 0" (2,74m)	14	798 lbs (362 kg)	•	•	•	+		\$20,816



Mount Vernon

ZZXX1326 • AGES: 5-12



Salem

ZZXX1324 • AGES: 5-12




Grand Junction

ZZXX1328 • AGES: 5-12



Sedona

ZZXX1329 • AGES: 5-12



Woodhaven

ZZXX1330 • AGES: 5-12



Montrose

ZZXX1331 • AGES: 5-12

PRODUCT	ITEM	SPACE REQUIRED	FALL HEIGHT	USERS	WEIGHT	ADA	ASTM F1487	CAN/CSA Z614	APPROX. PRICE
Timber Stacks™ Mount Vernon	ZZXX1326	30' 10" x 26' 5" (9,39m x 8,05m)	7' 5" (2,26m)	22	3993 lbs (1811 kg)	•	•	•	\$45,506
Timber Stacks™ Salem	ZZXX1324	34' 4" x 30' 2" (10,45m x 9,2m)	8' 1" (2,47m)	23	3685 lbs (1672 kg)	•	•	•	\$45,506
Timber Stacks™ Grand Junction	ZZXX1328	81' 4" x 47' 9" (24,79m x 14,55m)	7' 8" (2,33m)	58	4430 lbs (2010 kg)	•	•	•	\$124,538
Timber Stacks™ Sedona	ZZXX1329	41' 6" x 28' 11" (12,65m x 8,81m)	9' 5" (2,87m)	28	2032 lbs (922 kg)	•	•	•	\$52,788
Timber Stacks™ Woodhaven	ZZXX1330	39' 5" x 31' 5" (12,02m x 9,58m)	8' 9" (2,67m)	42	3050 lbs (1384 kg)	•	•	•	\$59,963
Timber Stacks™ Montrose	ZZXX1331	31' 2" x 27' 4" (9,5m x 8,33m)	7' 0" (2,13m)	18	1240 lbs (563 kg)	•	•	•	\$29,213

+CSA and EN compliant versions available.

All play equipment must be installed over an appropriate impact absorbing surface that complies with ASTM or CSA standards. See your Playworld representative for more information.

Olympia

ZZXX1327 • AGES: 5-12


Longview

ZZXX1325 • AGES: 5-12




Eugene

ZZXX1320 • AGES: 5-12



Albany

ZZXX1321 • AGES: 5-12



Macon

ZZXX1322 • AGES: 5-12



Sparta

ZZXX1335 • AGES: 5-12



Spokane

ZZXX1323 • AGES: 5-12



Durango

ZZXX1332 • AGES: 5-12



Bigfork

ZZXX1333 • AGES: 5-12



Aspen

ZZXX1334 • AGES: 5-12

PRODUCT	ITEM	SPACE REQUIRED	FALL HEIGHT	USERS	WEIGHT	ADA	ASTM F1487	CPSC PUB.505	CAV/GSA 2014	APPROX. PRICE
Timber Stacks™ Olympia	ZZXX1327	61' 6" x 40' 4" (18,75m x 12,28m)	7' 1" (2,16m)	44	9075 lbs (4116 kg)	•	•	•	•	\$96,069
Timber Stacks™ Longview	ZZXX1325	37' 11" x 29' 8" (11,55m x 9,05m)	5' 10" (1,77m)	23	4538 lbs (2058 kg)	•	•	•	•	\$52,145
Timber Stacks™ Eugene	ZZXX1320	21' 2" x 19' 8" (6,46m x 6m)	3' 4" (1,01m)	6	798 lbs (362 kg)	•	•	•	•	\$10,162
Timber Stacks™ Albany	ZZXX1321	27' 1" x 10' 10" (8,26m x 3,29m)	5' 4" (1,62m)	6	1815 lbs (824 kg)	•	•	•	•	\$13,778
Timber Stacks™ Macon	ZZXX1322	30' 10" x 18' 11" (9,39m x 5,76m)	6' 1" (1,86m)	10	2965 lbs (1345 kg)	•	•	•	•	\$21,901
Timber Stacks™ Sparta	ZZXX1335	22' 8" x 22' 10" (6,91m x 6,96m)	4' 6" (1,37m)	13	1141 lbs (518 kg)	•	•	•	•	\$18,399
Timber Stacks™ Spokane	ZZXX1323	24' 11" x 26' 11" (7,59m x 8,2m)	6' 0" (1,83m)	14	2904 lbs (1317 kg)	•	•	•	•	\$29,160
Timber Stacks™ Durango	ZZXX1332	56' 5" x 32' 3" (17,2m x 9,83m)	7' 3" (2,2m)	36	2750 lbs (1248 kg)	•	•	•	•	\$87,125
Timber Stacks™ Bigfork	ZZXX1333	24' 4" x 23' 7" (7,42m x 7,19m)	6' 12" (2,13m)	22	1930 lbs (876 kg)	•	•	•	•	\$29,982
Timber Stacks™ Aspen	ZZXX1334	30' 2" x 24' 8" (9,2m x 7,52m)	4' 8" (1,43m)	12	1339 lbs (608 kg)	•	•	•	•	\$19,065



PlayForm 7 Laminated Bamboo

PLAYFORM7-B • AGES: 5-12 • Space required: 37' 5" x 70' 5"

*U.S. Patent D809619S



PRODUCT	ITEM	SPACE REQUIRED	SIZE	FALL HEIGHT	EVENTS	USERS	WEIGHT	ADA	ASTM F1487	CPSC PUB.325	CAN/CSA Z614	EN1176	APPROX. PRICE
PlayForm 7 [®] Laminated Bamboo	PLAYFORM7-B	37' 5" x 70' 5" (11,41m x 21,46m)	58' 5" x 25' 5" x 10' 2" (17,81m x 7,75m x 3,1m)	9' 2" (2,8m)	21	50	2624 lbs (1190 kg)	•	•	•	•	•	\$138,439

+CSA and EN compliant versions available.

All play equipment must be installed over an appropriate impact absorbing surface that complies with ASTM or CSA standards. See your Playworld representative for more information.



Shown with laminated bamboo; also available with translucent polycarbonate or sheet plastic panels.

DID YOU KNOW?

FITNESS IS A FORM OF PLAY FOR MANY—AN INTEGRAL REASON WE DEVELOPED ENERGI®, AN OUTDOOR FITNESS SYSTEM THAT COMBINES FUNCTIONAL FITNESS WITH BODY-WEIGHT TRAINING.

FITNESS & WELLNESS

FOCUS ON HEALTH

ENERGI® 155

Warm-up Equipment 157

LifeTrail® 158



Complete 5-Station System

ENERGI-PR-500-SM

- Features all 5 stations and the welcome sign



PRODUCT	ITEM	AGES	SPACE REQUIRED	FALL HEIGHT	EVENTS	USERS	WEIGHT	ADA	ASTM F3077	EN16630	APPROX. PRICE
ENERGI® Complete 5-Station System	ENERGI-PR-500-SM	13+	46' 0" x 41' 0" (14,02m x 12,5m)	6' 6" (1,97m)	120	20	1313 lbs (596 kg)	•			\$34,500

View ENERGI® videos at
[Youtube.com/ENERGIFitness](https://www.youtube.com/ENERGIFitness)



Station 1
Static & Dynamic Stretches
 ZZXX0089S

- Features 24 stretching exercises that are a perfect beginning and ending to any exercise routine
- Gray platform has a textured, non-slip surface with colored targets for a safer, more dynamic exercise



Station 2
Pulling, Back, Angle Bar & Hurdle Exercises
 ZZXX0090S

- Features 24 exercises including the pull-up, chin-up, hurdle dip, and hurdle jump



Station 3
Squat, Dip, Push-Up & Balance Exercises
 ZZXX0091S

- Features 24 exercises including the squat, single-leg squat, V-sit, triceps dip, balance beam, and push-up
- Balance bar has a gray, textured, non-slip surface for safety



Station 4
Power & Agility Step Exercises
 ZZXX0092S

- Features 24 exercises including the step-up, lateral step-up, V-step, and A-step
- Platforms have a gray, textured, non-slip surface for safety



Station 5
Core, Torso & Balance Disc Exercises
 ZZXX0093S

- Features 24 exercises including the lunge, plank, sit-up, and reverse curl
- Balance disc features only three simple parts for added durability, and a gray, textured, non-slip surface for safety



Welcome Sign
 ZZXX0117S

- Welcomes new users to ENERGI and features Fit Tips for all levels
- Available, for an additional fee, as a two-sided custom sign, with your own message and design on the second side. Ideal for promoting your facility or thanking a sponsor!

PRODUCT	ITEM	AGES	SPACE REQUIRED	FALL HEIGHT	EVENTS	USERS	WEIGHT	ADA	ASTM F301	EN16630	APPROX. PRICE
ENERGI® Station 1	ZZXX0089S	13+	15' 8" x 18' 5" (4,78m x 5,61m)	0' 5" (0,13m)	24	4	390 lbs (177 kg)	•	•	•	\$7,872
ENERGI® Station 2	ZZXX0090S	13+	22' 4" x 22' 3" (6,81m x 6,78m)	6' 6" (1,97m)	24	7	303 lbs (138 kg)	•	•	•	\$6,994
ENERGI® Station 3	ZZXX0091S	13+	19' 11" x 22' 8" (6,07m x 6,91m)	2' 7" (0,78m)	24	5	228 lbs (104 kg)	•	•	•	\$5,574
ENERGI® Station 4	ZZXX0092S	13+	13' 9" x 14' 9" (4,19m x 4,5m)	1' 4" (0,4m)	24	2	172 lbs (78 kg)	•	•	•	\$5,289
ENERGI® Station 5	ZZXX0093S	13+	18' 0" x 23' 2" (5,49m x 7,06m)	1' 11" (0,57m)	24	2	180 lbs (82 kg)	•	•	+	\$6,457
ENERGI® Welcome Sign	ZZXX0117S	13+	-	-	-	-	41 lbs (19 kg)	•	•	•	\$2,066



Switch Glider

ZZXX0499

- Engage the lower body in a low-impact, ski-style workout
- Involves your abdomen, lower back, glutes, thighs, and calves
- Grab the handles on either side, keep your feet planted on the platforms, and swing your legs back and forth in a scissor/switching motion
- The gliding action gives you a workout similar to walking and jogging without the impact of your feet hitting the ground
- Alter the intensity from gentle to moderate by using body weight resistance (leaning forwards and backwards, or bending your knees)

Color only available as shown



The Twister

ZZXX0487

- Step up onto the disk, hold onto the bar, and twist your torso from side to side
- Stretches the lower back and oblique muscles



Recumbent Bike

ZZXX0488

- Ergonomically friendly for lower back
- Natural reclining position targets muscles like glutes for better results



Shoulder Slide

ZZXX0492

- Step into the "U", hold a slider in each hand, and slide from sides to front
- Range of motion depends on where you stand
- Turn around to work the back muscles



Arm & Shoulder Circles

ZZXX0489

- Use the handles on the disks to turn them
- Rotate inwards or outwards to work the muscles in your shoulders and upper back

PRODUCT	ITEM	AGES	SPACE REQUIRED	FALL HEIGHT	EVENTS	USERS	WEIGHT	ADA	ASTM F3101	EN16630	APPROX. PRICE
Switch Glider	ZZXX0499	13+	9' 9" x 10' 7" (2,97m x 3,22m)	2'3" (0,69m)	1	1	221 lbs (100 kg)	•		•	\$5,411
Stretch & Go The Twister	ZZXX0487	13+	9' 9" x 12' 6" (2,97m x 3,81m)	–	2	2	91 lbs (41 kg)	•		•	\$3,613
Stretch & Go Recumbent Bike	ZZXX0488	13+	9' 0" x 10' 0" (2,74m x 3,05m)	–	1	1	104 lbs (48 kg)	•		•	\$5,569
Stretch & Go Shoulder Slide	ZZXX0492	13+	10' 10" x 10' 10" (3,3m x 3,3m)	–	1	1	71 lbs (32 kg)	•		•	\$2,804
Stretch & Go Arm & Shoulder Circles	ZZXX0489	13+	10' 0" x 13' 7" (3,05m x 4,14m)	–	2	2	213 lbs (97 kg)	•		•	\$7,351

**User capacity numbers provided for your reference using our professional judgment as no current industry standard exists. Recommend surfacing to meet ASTM F3101. In-ground and surface mount versions available.*



LifeTrail

Advanced Wellness System

Play is a basic human need for people of all ages. So how do we cater to the play needs of everyone? By creating low-impact wellness playgrounds that provide adults with varying physical abilities with opportunities for socialization, exercise, and fun!

View LifeTrail videos at
[Youtube.com/LifeTrailAdvanced](https://www.youtube.com/LifeTrailAdvanced)

The LifeTrail Advanced Wellness System was designed in collaboration with a kinesiology and gerontology specialist to:

- Build and maintain flexibility, balance, and coordination skills required to perform everyday tasks
- Reduce falls and the risk of serious illnesses
- Boost emotional health—reducing feelings of isolation, tension, depression, and fatigue
- Strengthen cognitive skills and memory

Easy-Order System Packages

LifeTrail® 7 Stations

LAWS-700OR-SM \$95,144

- Features 7 three-sided stations with roofs
- 3 activity panels per station (15 activity panels and 6 wheelchair-accessible activity panels)
- Multiple exercises per panel, 159 exercises in total

LifeTrail® 5 Stations

LAWS-500OR-SM \$70,212

- Features 5 three-sided stations, with roofs
- 3 activity panels per station (15 activity panels)
- Multiple exercises per panel, 113 exercises in total

Recommended Stations

The following station arrangement is recommended for users to get the most out of every workout. You can also mix and match any of the 21 activity panels to create your own stations.

TOP VIEW	COMBINED STATION ACTIVITIES	SPACE REQUIRED	FALL HEIGHT	WEIGHT	APPROX. PRICE
	Station 1 w/Roof LAWS-1R-SM <ul style="list-style-type: none"> • Welcome Sign • Lower-Body Cycling Exercises • PNF Exercises 	17' 0" x 16' 0" (5,18m x 4,88m)	2' 1" (0,63m)	446 lbs (203 kg)	\$14,669
	Station 2 w/Roof LAWS-2R-SM <ul style="list-style-type: none"> • Hip Lift & Thigh Squeeze Exercises • Push-Up Exercises • Wobble Board Exercises 	19' 8" x 19' 0" (6m x 5,79m)	5' 0" (1,52m)	443 lbs (201 kg)	\$10,186
	Station 3 w/Roof LAWS-3R-SM <ul style="list-style-type: none"> • Upper-Body Cycling Exercises • Squat Exercises • Tricep Strength & Torso Stability Exercises 	17' 6" x 17' 10" (5,33m x 5,43m)	2' 2" (0,66m)	354 lbs (161 kg)	\$13,938
	Station 4 w/Roof LAWS-4R-SM <ul style="list-style-type: none"> • Inverted Row & Core Exercises • Weighted Squat Exercises • Shoulder Stability & Strength 	20' 6" x 15' 9" (6,25m x 4,8m)	4' 2" (1,27m)	560 lbs (254 kg)	\$15,020
	Station 5 w/Roof LAWS-5R-SM <ul style="list-style-type: none"> • Stair Exercises • Overhead Press Exercises • Standing Stretches & Yoga Poses 	16' 6" x 20' 0" (5,03m x 6,1m)	2' 0" (0,61m)	696 lbs (316 kg)	\$16,399
	Station 6 ADA w/Roof LAWS-6R-SM <ul style="list-style-type: none"> • PNF & Leg Extension Exercises (ADA) • Tricep Strength & Torso Stability Exercises (ADA) • Upper-Body Cycling Exercises (ADA) 	15' 6" x 16' 6" (4,72m x 5,03m)	3' 0" (0,91m)	317 lbs (144 kg)	\$12,678
	Station 7 ADA w/Roof LAWS-7R-SM <ul style="list-style-type: none"> • Overhead Press Exercises • Stretch Exercises (ADA) • Shoulder Stability & Strength (ADA) 	17' 6" x 16' 4" (5,33m x 4,98m)	–	463 lbs (210 kg)	\$12,254

*User capacity numbers provided for your reference using our professional judgment as no current industry standard exists. Recommend surfacing to meet ASTM F3101. In-ground and surface mount versions available.

DID YOU KNOW?

A TRIP TO THE PLAYGROUND IS MUCH MORE ENJOYABLE WHEN YOU HAVE ALL THE NECESSARY COMFORTS. SHADE, BENCHES, PICNIC TABLES, GRILLS—EVEN THE SMALLEST AMENITIES ENHANCE THE EXPERIENCE.

SHADE & SITE AMENITIES

RECREATION MEETS
RELAXATION

Benches & Tables 162

Site Accessories 162

Shade 163





Playgrounds are a big investment, and you deserve the best value for your dollar! Our site amenities ensure a quality experience for all visitors for generations to come.

For more information, visit: [Playworld.com/SiteAmenities](https://www.playworld.com/SiteAmenities)



The Community Table

ZZXX1289

- Creates a multigenerational gathering space
- Inclusive, wheelchair accessible design
- Features a tot seat for toddlers and young children
- Available with (shown) or without an infant seat

TOP INCLUSIVE PRODUCT

Hammocking Post with PlaySoleil®

ZZXX1511

- Creates a multigenerational hangout spot
- Features attachment points for personal hammocks
- Hammock not included
- Each post sold separately
- Available with or without PlaySoleil®



6' Picnic Table

(Perforated PVC Top & Powder Coated Frame)


ZZXX1402



6' Backed In-ground Mounted Bench

(Perforated PVC Seat & Powder Coated Frame)

ZZXX1411



32 Gallon Trashcan Lid w/ Cable Attachment

(Metal Powder Coated Lid)

ZZXX1418



32 Gallon Trashcan

(Perforated PVC Coated Can)

ZZXX1414

- Made of coated perforated steel
- Optional accessories and customizing available



Single Post Pyramid

ZZPSP005

Shade

- Blocks up to 96% of the sun's UV rays
- Keeps playground up to 20 degrees cooler
- Designed to withstand nominal wind loads of 90 mph (144,84 kph) with appropriate footing.
- To extend the life of shade, the shade must be removed for winter in snowy regions
- Requires little to no maintenance
- One-piece fabric design for maximum coverage
- Hypar shade features catenary design system that suspends the fabric away from any structural material that may abrade the fabric
- Choice of one fabric color and one paint color (fabric colors on page 205)



Hip

ZZPSH042



Two-Post Hip

ZZPSH107




Mariner Pyramid

ZZPSM004



Pyramid

ZZPSP039



Hip Joined

ZZPSH113



Scan for more Site Amenities!

DID YOU KNOW?

PUT YOUR OWN SPIN ON THE PLAYGROUND—LITERALLY. COMPONENTS LET YOU CHOOSE THE PERFECT ACTIVITIES FOR YOUR PLAY STRUCTURE, WHETHER IT'S CLIMBING, SLIDING, OR JUST HANGING OUT.

COMPONENTS

DARING COMBOS

Motion Play	166
Slides	169
Climbers	172
Upper Body Activities	184
Connectors	185
Bridges	186
Tubes	187
Themed Panels	188
Skill & Sensory Panels	190
Activity Panels	194
Puzzle Inserts	195
Enclosures & Extras	196
Roofs & Toppers	198







AeroGlider™ TOP INCLUSIVE PRODUCT

AGES: 2-12

Encourages cooperation & teamwork among children

Exterior:

- Sleek, aerodynamic design with customizable "license plates"
- Unique step platform on both ends for more play and swaying fun
- Back high rails allow adults to help glide and participate in the fun

Interior:

- Full 5' (1,52m) wheelchair turning radius
- Enough room for two wheelchair users to sit side-by-side
- Couches on each end for children and adults to enjoy the ride



Sky Rail

AGES: 5-12

- Exhilarating track ride
- Curved track designed to help give kids a head start
- Sturdy plastic handle allows for a firm grip
- Handle swivels to provide a more challenging ride



Vortex

AGES: 5-12

- Fun comes full circle while kids stand and spin for a vigorous ride



Monorail

AGES: 5-12

- Patented air brakes for a smooth, safe stop
- Cantilever posts clear path for a fluid ride from start to stop
- Available in 10' (3,05m) and 20' (6,10m, shown) lengths



Bouncing Drawbridge

AGES: 5-12

- Add motion to your themed playground
- Bounces up and down but will not catapult like a springboard
- Available in Challengers® only



Walk the Plank

AGES: 5-12

- Kids will stand in line to walk the plank!
- Bounces up and down but will not catapult like a springboard
- Available in Challengers® only



Drop Zone Tower™

AGES: 5-12

- Step onto the platform to safely drop to the ground, where kids step off and watch it ascend to its original position
- Kids will run back up to take a ride over and over again
- Creates a new level of fun from a 4' (1,22m) or 6' (1,83m) deck



Sidewalk

AGES: 2-12

- Sections move based on child's weight
- Develops sense of balance, coordination, and motor skills



U-Bounce

AGES: 2-12

- Kids can bounce either seated or standing
- Slip-resistant, shock-absorbing rubber platform for safety



Spin Central

AGES: 5-12


- Kids grab hold above and use their upper bodies to make crazy twists and turns



Bounce Button

AGES: 5-12

- Range of motion determined by user's weight



Critter Crossing™

AGES: 2-12

- Pivoting beam helps develop balance and leg strength



Nuvo™ 360° Spiral Slide

AGES: 2-12

- Corkscrew slide features a one-piece bedway and canopy with molded-in handholds
- Graceful curves and swirls match Nuvo style
- Attaches to 4' (1,22m), 5' (1,52m), and 6' (1,83m) decks



Nuvo™ Double Glide Slide

AGES: 2-12

- Each bedway offers a different sliding experience
- Exit areas flare out to provide more room
- Graceful curves and swirls match Nuvo style
- Attaches to a 3' (0,91m) deck



90° Glide Slide

AGES: 2-12

- Sliding fun all kids will enjoy
- Features a 90° angle
- Attaches to 3' (0,91m) decks



Tube Slide w/ window

Tube Slide

AGES: 2-12

- Segmented for design flexibility
- Choose from an endless variety of configurations
- Straight sections also allow for the addition of clear, durable windows facing skyward, allowing light inside tube and assisting supervision
- From 2' (0,61m) to 9' (2,74m) decks



Dynamic Descent Slide w/ Slide-a-Side

AGES: 2-12

- Specially engineered to provide a place to sit while waiting for a mobility device or caregiver to return for assistance
- Designed to be a comfortable resting area for anyone needing extra time
- From 2' (0,61m) to 9' (2,74m) decks

TOP INCLUSIVE PRODUCT



Mighty Descent w/ Prism Pass

AGES: 2-12

- Multiple children can enjoy sliding together on this 8-foot, extra-wide slide
- Prism Pass utilizes the space under Mighty Descent by providing a colorful maze full of bright panels that encourage social and imaginative play
- Available without Prism Pass and as a hillside version



Mighty Descent in action



Closed to Open Dynamic Descent Slide

AGES: 2-12

- Configurable design
- Provides daring vestibular experience



Nautical Sea Serpent Theme



Castle Dragon Theme



Zig Zag Slide

AGES: 2-12

- Features a zig-zag pattern
- Attaches to a 5' (1,52m) deck



Glide Slide

AGES: 2-12

- Straight design for a smooth ride
- From 2' (0,61m) to 6' (1,83m) decks



Wide Glide Slide

AGES: 2-12

- 2'6" (0,76m) wide slide builds a sense of discovery
- Attaches to a 3' (0,91m) deck

Themed Spiral Slide

AGES: 2-12

- Kids' imaginations will soar on this slide, available in Nautical Sea Serpent and Castle Dragon versions
- Attaches to 4' (1,22m), 5' (1,52m), and 6' (1,83m) decks
- Available in Challengers' only



Dynamic Descent Slide

AGES: 2-12

- Configurable design
- Provides daring vestibular experience
- Compatible with Playmakers', Challengers', and PlayHills™ Duo Hub and Tri Hub



Roller Dynamic Descent Slide

AGES: 2-12

- Inclusive slide offers a full-body, tactile experience for children who are hypo-sensitive to touch
- Super-durable aluminum rollers can be added to any Dynamic Descent Slide configuration for auditory and proprioceptive stimulation
- From 3' (0,91m) to 9' (2,74m) decks



Themed Dynamic Descent Slide

AGES: 2-12

- Configurable design
- Provides daring vestibular experience



Twist and Shout Slide

AGES: 2-12

- Curved, textured bedways give a thrilling side-to-side motion
- Deck height is 4' (1,22m)



Roller Slide (48in Deck)

AGES: 5-12

- Inclusive full-body, tactile sensory experience
- Super-durable aluminum rollers
- Attaches to 4' (1,22m), 5' (1,52m), and 6' (1,83m) decks

TOP INCLUSIVE PRODUCT



Tripple Racer Slide™

AGES: 2-12

- Features three slide heights accessible from one deck [one slide bedway at 4' (1,22m), 5'3" (1,60m), and 6'5" (1,98m) heights]
- Attaches to a 4' (1,22m) deck



Under slide climber options also available



Curved Steel Climber



Spine Climber



Infill Barrier



Rumble Seat Slide

AGES: 2-12

- Bumpy slide helps build multi-sensory awareness
- Deck height is 5' (1,52m)



Sliding Pole

AGES: 5-12

- Classic fireman's pole slider
- From 3' (0,91m) to 6' (1,83m) decks



Stainless Steel Slide

AGES: 2-12

- One-piece, 14-gauge 304 stainless steel
- Built "park tough" for longevity
- Attaches to 3' (0,91m), 4' (1,22m), 5' (1,52m), 6' (1,83m), and 8' (2,44m) decks

TOP INCLUSIVE PRODUCT



360° Stainless Steel Spiral Slide

AGES: 2-12

- 16 gauge stainless steel with a mill finish
- Unique Challenger or Playmaker deck
- Deck height 6' 3" (1,93m)

TOP INCLUSIVE PRODUCT

Branch Out provides a striking focal element for the playground, suggesting a tree and vines. Like trees, Branch Out gives opportunities for climbing, swaying, jumping, relaxing, and more!

Branch Out Anchors offer even more play value with exciting challenges that complete your play space with a consistent aesthetic.



Adventure Grove • 500-1951 • AGES: 5-12



Anchor

AGES: 5-12

- Now compatible with Playmakers® and Challengers®



Rope Bridge Connector

AGES: 5-12



Gateway

AGES: 5-12





Trunk w/ Perf Metal Shade

AGES: 5-12



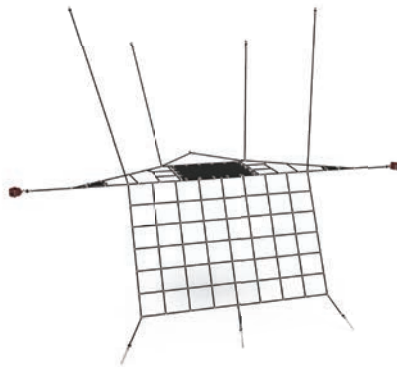
Trunk w/ Fabric Canopy

AGES: 5-12




Zig-Zag

AGES: 5-12



Cargo Net

AGES: 5-12



Hammock

AGES: 5-12



Belt Connector

AGES: 5-12



Pedestal

AGES: 5-12



Twisted Net Connector

AGES: 5-12

- Now compatible with Playmakers[®] and Challengers[™]

Inspired by nature, ModPods were designed to be more challenging than a flat plane climber. Modularity gives ModPods flexibility for virtually endless design possibilities that support social and inclusive play. ModPod forms can be freestanding, or they can be linked together to create ground-to-deck, deck-to-deck, and ground-to-activity configurations.



Quad Vertical
AGES: 5-12



Tri-TableTop
AGES: 5-12



Tri-Vertical Short
AGES: 5-12



Tri-Vertical Tall
AGES: 5-12



Quad Tabletop
AGES: 5-12



Tri-Tabletop Low
AGES: 2-5



Quad Tabletop Low
AGES: 2-5

For more ModPods™ see pages 101,140.



Zig Zag Slide

AGES: 5-12

- Designed to simulate a waterfall with molded ridges in "waves" throughout the slide
- Smooth, rounded edges allow children to control their speed
- Shown with RockBlocks® Arch with Deck



Diagonal Climber

AGES: 5-12

- Creates a unique way to access RockBlocks®
- Handles at the top allow for easy transition from climber to deck
- Shown with RockBlocks® Arch with Deck



Hoops Climber

AGES: 5-12

- Hoops form an arch for a unique and challenging climb
- Handles at the top allow for easy transition from climber to deck
- Shown with RockBlocks® Arch with Deck



Stalagmites

AGES: 5-12

- Kids will love the height and 360° of climbing space
- Connects to 2' (0,61m), 3' (0,91m), and 4' (1,22m) decks
- Add one or multiple Stalagmites to your playground



Straight Wall

AGES: 5-12

- 7' (2,13m) tall wall can be flipped end-for-end or upside down



End Wall

AGES: 5-12

- Perfect end piece for your RockBlocks® playground
- Features climbing and perching spots
- Available in 5' (1,52m) and 7' (2,13m) tall versions



90° Wall

AGES: 5-12

- 5' (1,52m) tall wall features a 90° curve at one end



Curved Wall

AGES: 5-12

- 90° curved wall slopes from 7' (2,13m) to 5' (1,52m) high
- Available with walk through (shown) or pass through





Rockblocks Play Hills Wall Link (Duo Hub)

AGES: 5-12

- 90° curved wall slopes from 7' (2,13m) to 5' (1,52m) high
- Available with walk through (shown) or pass through



Rockblocks Play Hills Wall Link (Tri Hub)

AGES: 5-12

- 90° curved wall slopes from 7' (2,13m) to 5' (1,52m) high
- Available with walk through (shown) or pass through



Tri-Ladder

AGES: 5-12

- Round ladder connects three walls
- Available in 5' (1,52m) and 7' (2,13m) heights



Wildwood Climber

AGES: 5-12

- Children will imagine they are climbing the roots of a giant tree or hiding beneath the roots
- Fun molded details include insects and knots, which broaden the opportunity for imaginative play
- Attaches to 4' (1,22m) and 5' (1,52m) decks



Tree House Climber

AGES: 2-12

- Inspires kids to pretend they're climbing to their own tree house
- Allows for ground-to-deck access from 4' (1,22m) to 8' (2,44m)



PlayWood™ Climber

AGES: 5-12

- Rustic look enhances nature theme adventures
- Attaches to 4' (1,22m), 5' (1,52m), and 6' (1,83m) decks



Vine Climber

AGES: 5-12

- Children will feel like they are climbing through a thick forest of trees or making their way up a tangle of vines
- Adds tremendous visual appeal to the playground while enhancing the nature theme
- Connects deck-to-deck spanning 6' (1,83m)



Castle Wall Climber

AGES: 5-12


- Scale the walls and save the princess, or make a daring escape
- Handholds allow for easy climbing
- Attaches to 6' (1,83m) deck
- Available for Challengers' only



Bow Climber

AGES: 5-12

- Steer your ship through uncharted waters at the captain's wheel
- Look for land with the telescope and chart your course with the navigation map
- Attaches to 3' (0,92m) and 4' (1,22m) decks
- Also available in a version for 2- to 5-year-olds with steel climber
- Available in Challengers' only



Stern Climber

AGES: 5-12

- Complete the look of your ship with this functional and imaginative climber
- Attaches to a 4' (1,22m) deck
- Also available in a version for 2- to 5-year-olds as a balcony
- Available in Challengers' only



Solar Climber

AGES: 2-12

- Attaches to 2' (0,61m, Challengers® only), 3' (0,91m), 4' (1,22m), 5' (1,52m), and 6' (1,83m) decks



Rocky Ridge Climber

AGES: 5-12

- Attaches to 5' (1,52m) decks



Upper Silo Climber

AGES: 5-12

- Use for a 5' (1,52m) climb between decks



Tri-Verse Climber 96"

AGES: 5-12

- Steel hand and footholds
- Signature nylon, steel-reinforced rope
- Facilitates dynamic play
- Develops proprioception



Steel Curve Climber

AGES: 2-12

- Curved steel climber provides easy access to 4' (1,22m) decks
- Add underneath your Tripple Racer Slide™ for even more fun



Whirlwind Climbers

AGES: 5-12

- Use one or multiple climbers for ground-to-deck access or to connect decks of various heights
- Available for 2' (0,61m), 3' (0,91m), 4' (1,22m), 5' (1,52m), and 6' (1,83m) decks



Climbing Squares

AGES: 2-12

- Block climber sized just right for tots
- Allows kids to easily assume a 3-point climbing stance to ensure balance and a safer climb
- Treads on blocks help prevent slips
- Recessed areas help little hands and feet climb
- Available to 2' (0,61m), 3' (0,91m), and 4' (1,22m) decks



Rock Climber

AGES: 2-12

- Fossil-matching activities on the underside promote gross motor skills
- Connects to 4' (1,22m) decks



Inclined Cliff Hanger®

AGES: 2-12

- Encourages safe risk taking
- Attaches to 4' (1,22m) up to 8' (2,44m) decks



Accessible Climber

AGES: 2-12

- User-friendly plastic treads
- Facilitates an accessible route to higher elevations



Nuvo™ Twist Climber

AGES: 5-12

- Diverse footholds and handholds provide a challenging climb
- Attaches to 3' (0,91m), 4' (1,22m), 5' (1,52m), and 6' (1,83m) decks



Nuvo™ Curvy Climber

AGES: 5-12

- Unique curves inspire imaginative play
- Attaches to 3' (0,91m), 4' (1,22m), 5' (1,52m), and 6' (1,83m) decks



VertiClimber 36''

AGES: 5-12

- VertiClimber adds a fun climbing challenge with a modern aesthetic
- Kids love climbing to the top then maneuvering onto equipment for more play



Silo Climber

AGES: 2-12

- Classic ladder climber for easy access
- Attaches to 2' (0,61m), 3' (0,91m), 4' (1,22m), 5' (1,52m), and 6' (1,83m) decks



Twisted Steel Climber

AGES: 5-12


- Curved design increases the challenge level for children
- Attaches to 6' (1,83m), 7' (2,13m), and 8' (2,44m) decks



GEO Climber

AGES: 5-12

- Big, bold design provides a new level of climbing fun
- Curved design increases the challenge level for kids
- Large, sculpted holes are textured to allow for a firmer grip while climbing
- Attaches to 4' (1,22m) and 5' (1,52m) decks



GEO Arch Climber

AGES: 5-12

- Aesthetic design updates a classic playground
- Develops hand/eye coordination and increases upper-body strength
- Attaches to 4' (1,22m), 5' (1,52m), and 6' (1,83m) decks



GEO Vertical Climber

AGES: 5-12

- Vertical path to reach new heights on the playground
- Challenging climber develops hand/eye coordination and increases upper-body strength
- Attaches to 4' (1,22m), 5' (1,52m), and 6' (1,83m) decks



Round-the-Corner

AGES: 5-12

- Incorporates lower rope climbing activities
- Facilitates 3 types of climbing




Rushmore™

AGES: 5-12

- Only climbing hill structure of its kind in the industry
- Prompts creativity, teamwork, and plenty of action
- Features our heavy duty, flexible flex treads
- Attaches between 4' (1,22m) decks

**U.S. Patent 9,220,938*



KaleidoClimber

AGES: 5-12

- Unique design increases play value
- A fun way to move from deck to deck



Single Flex Tread Climber

AGES: 5-12

- Single Flex Tread climber available to 4' (1,22m) and 5' (1,52m) decks
- Flexible, textured, and strong flex tread



Double Flex Tread Climber

AGES: 5-12

- Double Flex Tread climber available to 4' (1,22m) and 5' (1,52m) decks
- Available only in Playmakers®
- Flexible, textured, and strong flex treads



Hopscotch Climber

AGES: 2-12

- Grid climber gives kids multiple footing options
- Attaches to 4' (1,22m), 5' (1,52m), and 6' (1,83m) decks



Ribbon Climber

AGES: 2-12

- Wavy shape adds perceived movement
- Attaches to 3' (0,91m), 4' (1,22m), 5' (1,52m), and 6' (1,83m) decks



Beanstalk Climber

AGES: 2-12

- Fun, leaf-shaped footholds
- Attaches to 3' (0,91m), 4' (1,22m), 5' (1,52m), and 6' (1,83m) decks



Deep Rung Arch Climber

AGES: 2-12

- Ergonomically designed; graduated rung depths keep kids safe and upright
- Attaches to 3' (0,91m), 4' (1,22m), 5' (1,52m), and 6' (1,83m) decks



Angled Climber

AGES: 5-12

- Use one small and one large climber (sold separately) to connect decks of the same height (4' level only) or different heights
- Small attaches to 2' (0,61m), 3' (0,91m), and 4' (1,22m) decks, and large attaches to 4' (1,22m), 5' (1,52m), and 6' (1,83m) decks



Spiral Climber

AGES: 2-12

- Corkscrew-like ladder promotes hand/eye coordination
- Attaches to 3' (0,91m), 4' (1,22m), 5' (1,52m), and 6' (1,83m) decks



Tower Steel Climber

AGES: 5-12

- Provides easy access to higher areas of the playground
- Attaches to 6' (1,83m), 7' (2,13m), and 8' (2,44m) decks



Tree Climber

AGES: 2-12

- Promotes hand/eye coordination
- Attaches to 3' (0,91m), 4' (1,22m), 5' (1,52m), and 6' (1,83m) decks



Post w/Ladder Climber

AGES: 5-12

- Side attached ladder is open and presents perceived risk
- Connects to 1' (0,30m), 2' (0,61m), 3' (0,91m), and 4' (1,22m) decks



Rope Ladder

AGES: 2-12

- Flexible rope adds challenge to the basic ladder climber
- Ground-to-deck climber available to 3' (0,91m), 4' (1,22m), 5' (1,52m), and 6' (1,83m) decks



Rope Net Climber

AGES: 2-12

- Promotes safe risk taking
- Attaches to 3' (0,91m) and 4' (1,22m) decks



Rope Ascension

AGES: 5-12

- Rope provides dynamic movement and adds challenge
- Ground-to-deck rope climber available to 3' (0,91m), 4' (1,22m), and 5' (1,52m) deck heights

All Adventure Series components are designed for post attachment only.



The Duplex

AGES: 5-12

- Provides four sides to scale as kids work their way around a structure



The Crossover

AGES: 5-12

- Hybrid climber that's part ladder and part monkey bars



The Tri-Junction

AGES: 5-12

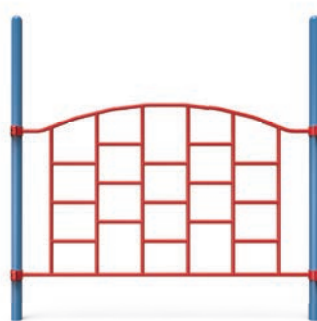
- Kids will love deciding where they should explore next!
- Provides more design options to branch out in three directions



The Quad Junction

AGES: 5-12

- Offers kids the ability to climb both inside and outside
- Adds an interesting element to your playground design



The Grid

AGES: 5-12

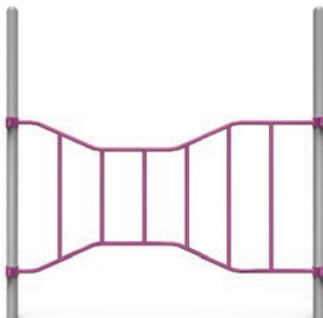
- Steel climbing wall with varied climbing pattern provides challenge



The Helix

AGES: 5-12

- Creates visual interest as well as increased climbing challenge
- Footings and climbing strategies change as kids move from one end to another



The Wave

AGES: 5-12

- Kids climb up to the center point, then down the other side



The Sky Link

AGES: 5-12

- Arched rail with loop handholds creates challenge



The Sky Arch

AGES: 5-12


- Upper-body strength builder
- Kids can use in different ways, with different hand grips to work their way across



The Wall

AGES: 5-12

- Not as easy as it looks! Rope netting provides movement—different experience with multiple climbers
- Up, over, around—versatile play and layout possibilities



The Wacky Log

AGES: 5-12

- Fun, themed motion component puts their balance skills to the test!
- Multiple kids can play and challenge one another



The Criss Cross

AGES: 5-12

- Playful layout of this climbing net creates 3-D effect on playground
- Themed stumps create opportunity for imaginative play



Dynamic Descent Slide Arch

AGES: 2-12

- Continues the climbing adventure to access the Dynamic Descent Slide
- Right or left options available



The Crater Arch

AGES: 5-12

- Random placement of handholds and footholds in an arch shape requires advanced motor planning skills
- Fun shape with cool plastic insert creates interest



The Crater Wall

AGES: 5-12

- Large and small handholds and footholds give kids multiple options to scale the wall
- Gives playground distinctive look



Oval Crater Wall

AGES: 5-12

- Steel rungs, oval plastic inserts, and decking create more climbing challenge



Oval Crater Arch

AGES: 5-12

- Unique rope oval combines with steel rails and decking for multiple climbing options



The Stump Jump

AGES: 5-12

- Provides opportunity to practice balance
- Fun, themed component allows their imaginations to run wild



The Vertical Wave

AGES: 5-12


- Sloping rungs provide challenge as kids climb up



The Crater Ladder

AGES: 5-12

- Sheet plastic with variety of handholds and footholds creates a fun climber



Rope Link

AGES: 5-12

- A unique rope climbing experience that offers something different from a grid
- Ropes provide movement for challenge and a new experience



Coated Oval Crawl Tube

AGES: 2-12

- 4' (1,22m) long, oval-shaped, horizontal passageway
- Available in both deck-to-deck (of equal height) and ground-level options
- Coated perforated steel for extra durability
- 1' 11-3/4" (0,60m) tall and wide openings



Log Tube

AGES: 2-12

- Children can pretend they are animals of the forest as they climb through the 6' (1,83m) log, using it as a secret passage
- Open holes permit children to see outside while allowing light to pass through



Adventure Tube The Funnel

AGES: 2-12

- Different entrance and exit heights add to the adventure as children move from walking to crawling in this horizontal passageway
- Connects decks of 1' (0,30m) or 2' (0,61m) difference in height
- Also available in ground-to-deck



Adventure Tube The Bend

AGES: 2-12


- 3' 6" (1,07m) long, 45° horizontal passageway
- Available in both deck-to-deck (of equal height) and ground-level options
- 1' 11-3/4" (0,60m) tall and wide openings



Adventure Tube The Passage

AGES: 2-12

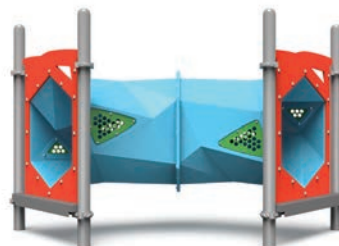
- 4' (1,22m) long, straight horizontal passageway
- Available in both deck-to-deck (of equal height) and ground-level options
- 1' 11-3/4" (0,60m) tall and wide openings



Adventure Tube The 'S' Turn

AGES: 2-12

- 6' (1,83m) long S-shaped, horizontal passageway
- Available in both deck-to-deck (of equal height) and ground-level options
- 1' 11-3/4" (0,60m) tall and wide openings



Adventure Tube The 90° Turn

AGES: 2-12

- 7' (2,13m) long, 90° horizontal passageway
- Available in both deck-to-deck (of equal height) and ground-level options
- 1' 11-3/4" (0,60m) tall and wide openings



Adventure Tube The Vertical 'S' Turn

AGES: 2-12

- 6' (1,83m) long, S-shaped vertical passageway
- Connects decks with a difference of 3' (0,91m) in height
- Also available in a ground-to-deck version
- 1' 11-3/4" (0,60m) tall and wide openings



Brig Panel

AGES: 2-12

- No pirate ship would be complete without its own Brig!
- Barrier completes the look of your ship
- Available in Challengers® only



Nautical Porthole Panel

AGES: 2-12


- Perfect finishing touch for your nautical-themed play structure
- Porthole barrier made of clear, durable Lexan®
- Available in Challengers® only



Sunken Treasure Hunt Panel

AGES: 2-12

- Turn your playground into a treasure hunt
- Spin the dial and search for the treasures hidden throughout your playground on icons, which are attached to posts
- Treasures include jewels, crown, crest, sword, key, and ring
- Available in Challengers® only



Drum Cannon Panel

AGES: 2-12

- Ready. Aim. Fire! Peek through the window, hold the cannon handles, and aim at the enemy ship
- Pound on the cannon to fire, or even to play your own drum music
- Features a clear Lexan® window for super-durability
- Available in Challengers® only



Tree House Barrier

AGES: 2-12

- Looks like a window in a tree house, encouraging kids to pretend play



PlayWood™ Barrier

AGES: 2-12

- Keeps children safe and adds to your nature aesthetics



Magnifying Panel

AGES: 2-12

- Children will pretend to be scientists discovering new plant life, valuable minerals, or never-before-seen insects!



Tree House Doorway

AGES: 2-12

- Inspires kids to create a hideout or club house
- Supports free play and encourages exploring



Nature Hunt Panel

AGES: 2-12

- Kids will love exploring for animal shapes (shown on panel), which are attached to posts throughout the playground
- Provides an opportunity to teach children about nature and science



Window Planter Panel

AGES: 2-12


- Children can plant seeds and watch them sprout and grow
- Provides an opportunity to teach kids about nature and science



Castle Treasure Hunt Panel

AGES: 2-12

- Turn your playground into a treasure hunt
- Spin the dial and search for the treasures hidden throughout your playground on icons, which are attached to posts
- Treasures include jewels, crown, crest, sword, key, and ring
- Available in Challengers' only



Steering Wheel Half Panel

AGES: 2-12

- Kids will have a blast steering the ship with this nautical-themed wheel
- Available in Challengers' Only



Plug kids into KPE, the interactive play panels that run on the ultimate green energy: Kid Power! The more kids spin, push, and press KPE's wheels and buttons, the more silly music and sound effects they generate. With KPE, kids power the play!



KPE Leaf Swirl with Leaf Swirl Topper

AGES: 2-12

- Establishes a nature theme
- Teaches cause and effect
- KPE Post Mount Spinner and KPE Leaf Swirl Topper sold separately



KPE Animal Tunes

AGES: 2-12

- Kids spin the knob to hear their favorite jungle and farm animals
- Features six different songs with realistic animal sound effects
- Available in full and half panels, and a post-attachment version

TOP INCLUSIVE PRODUCT

TOP INCLUSIVE PRODUCT



KPE Drive-Away

AGES: 2-12

- Kids turn a knob to choose one of five vehicles (car, train, fire truck, boat, or spaceship) to drive
- Steer the wheel to power it up; hear music and sounds corresponding to each vehicle
- Dashboard features interactive gadgets, including a radio, security alarm, horn, and ignition
- Available in full- and half-panel versions

TOP INCLUSIVE PRODUCT



KPE Rhythm Spinner

AGES: 2-12

- Spin the dial to hear one of ten songs; reverse directions to change tune
- Hit the drum pads to play along with the music; each drum pad features a different sound
- Ability to record voice and playback
- Available in full- and half-panel versions

TOP INCLUSIVE PRODUCT



KPE Nature Sounds

AGES: 2-12

- Kids spin the knob to hear their favorite nature sounds, transporting them deep into the forest
- Provides an opportunity to teach kids about nature and science
- Supports free play and exploration
- Available in full and half panels, and a post-attachment version


TOP INCLUSIVE PRODUCT



Airplane Half Panel

AGES: 2-12

- Promotes gross and fine motor skills, and hand/eye coordination



Bell Half Panel

AGES: 2-12

- Use attached plastic music notes to ring bells
- Two-sided panel promotes auditory awareness



Bugs Half Panel

AGES: 2-12


- Promotes gross and fine motor skills, and hand/eye coordination



Driver Half Panel

AGES: 2-12

- Promotes imaginative opportunities and gross motor skills



Solar System Half Panel

AGES: 2-12


- Promotes gross and fine motor skills, and eye/hand coordination



Maze Half Panel

AGES: 2-12

- Builds attention spans, cognitive thinking, and a sense of discovery



Chimes Banner

AGES: 2-12

- Single chime with two different tones



Post Mount Bells

AGES: 2-12

- One unique tone for each of the four bell sizes: 7" (17,78cm), 8" (20,32cm), 9" (22,86cm), and 10" (25,4cm)



Bell Panel

AGES: 2-12

- Use attached plastic music notes to ring bells
- Four unique bell tones build auditory awareness
- Ground-level and deck-level versions available



Chime Panel

AGES: 2-12

- Built-in spinning mallet rings chime
- Ground-level and deck-level versions available



Horn Panel

AGES: 2-12


- Press for two distinct horn noises
- Promotes rhythm, hand/eye coordination, and fine motor skills
- Ground-level and deck-level versions available



Drum Panel

AGES: 2-12

- Bongo-style drums in varying tones
- Ground-level and deck-level versions available
- Also available as single drum panel to attach to single post



Whimsy Wheel Panel

AGES: 2-5


- Little ones will delight in spinning wheels and sliding knobs on this whimsical panel
- Available in ground-level and deck-level versions for Challengers' only



Garden Panel

AGES: 2-5

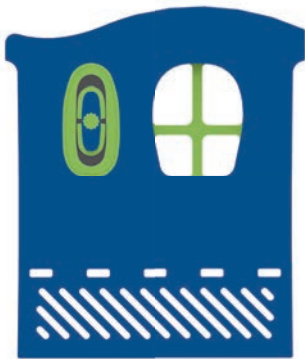
- Imaginations soar as children slide butterflies through the garden
- Available in ground-level and deck-level versions for Challengers' only



Art Panel

AGES: 2-5

- Kids can explore their creative side on this washable, Lexan® panel
- Integrated cup holders for art supplies
- Available in ground-level and deck-level versions for Challengers' only



Window Panel w/ Push Clicker

AGES: 2-5

- Young children can look out the window or push the button to "turn on the lights"
- Encourages imaginative role playing
- Available in ground-level and deck-level versions for Challengers' only



Door Panel

AGES: 2-5


- Create an entrance to an under-deck hideaway
- Fine motor skills are improved using the rattle knobs
- Available in Challengers' only



Spin Racer Panel

AGES: 2-12

- Promotes cognitive development and encourages social interaction



Driver Panel

AGES: 2-12

- Spinning knobs move cars around track



Tic-Tac-Toe Panel

AGES: 2-12

- Promotes hand/eye coordination and builds dexterity



Scavenger Hunt Panel

AGES: 2-12

- Children will go on a 'Scavenger Hunt' to find icons (shown on panel), which are attached to posts throughout the playground
- Also available to attach to single post



Treasure Tumble Panel

AGES: 2-12

- Features a Treasure Tumble (clear cylinder) filled with plastic beads and larger plastic objects to find
- Lists the objects which can be found inside the Treasure Tumble



Slide-n-Learn Panel

AGES: 2-12

- Promotes color, number, and shape recognition



Find The Way Home Panel

AGES: 2-12

- Two-sided, finger-tracing panel promotes cognitive development
- Different maze on each side



ABC/123 Panel

AGES: 2-12

- Promotes letter and number recognition
- Builds attention span, cognitive thinking, and self-confidence



Storefront Panel

AGES: 2-12

- Encourages role playing, socialization, imaginative and group play



Bubble Panel

AGES: 2-12

- Lexan® bubble offers a fun perspective



Crawl-Thru Panel


AGES: 2-12

- Create an entry for under-deck play spaces


Activity Panels

AGES: 2-12

Promote interactive, sensory, and inclusive play with activity panels for your Challengers® or Playmakers® structure. From world-altering effects to games that make you think, these panels offer something for everyone. Just select your Activity Panel Frame color, then pick an Activity Panel Insert (colors as shown below).



Contained Activity Panel



Activity Panel



Sky Panel



Garden Sensory Wall not compatible with Very Buried Insert. Slide & Solve Insert does not meet ADA requirements.

Garden Sensory Wall



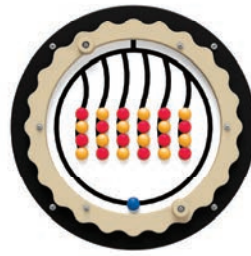
Funhouse Insert

- Laugh at your distorted reflection in this wacky cracked mirror



A-maze-ing Insert

- Turn the outer ring to direct the metal ball into the center and back again



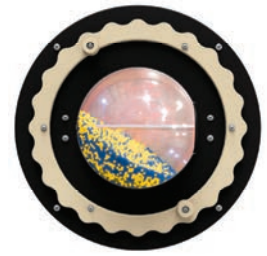
Four-the-Win Insert

- Grab a partner and match four caps in a row to win, or invent your own rules



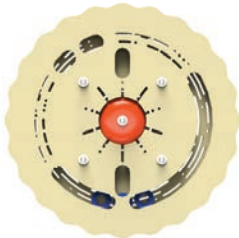
Hypnotize Insert

- Spin the outer ring to feel the dizzying pull of this optical illusion



Very Buried Insert

- Rotate the sphere to shift the pebbles and reveal hidden treasures



Bell Puzzle Insert

- Develops cognitive skills
- Provides sensory experience
- Instills sense of achievement



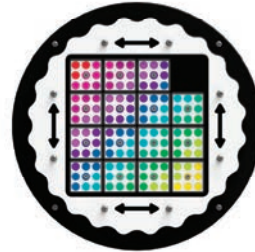
Color Reel Insert

- Inspires new perspectives
- Manipulative wheel
- Warm and cool color tones
- Double-sided option also available



Color Reel Insert (Double Sided)

- Inspires new perspectives
- Manipulative wheel
- Warm and cool color tones
- Single-sided option also available



Slide & Solve Insert

- Slide the tiles vertically and horizontally to solve the puzzle



Magical Music Insert

- Make your own music in mode setting or listen to preset tunes at the touch of a button

Puzzle inserts offer a range of puzzle challenges! Navigate the ball through a maze or make the gears spin. Our sweeping variety of activities provides fun and challenges that build hand-eye coordination and improve motor skills.

Available for both Nuvo™ and Classic style panels. Designed for ages 2-12.



Nuvo™ Panel Frame



Classic Panel Frame



Ball Maze Insert

- Metal ball is maneuvered through the maze by rotating the captain's wheel



Catacombs Insert

- Rotate and turn the outer ring to maneuver a ball through the maze of catacombs



Construction Insert

- Maneuver metal balls into dump trucks, diggers, and dozers



Shifting Sands Insert

- Balls shift as sun shape is spun



Rainbow Insert

- Color filters let children see their surroundings in a whole new way and learn about the impact of color



Tactile Insert

- Touch and feel the differences in surfaces of various textures



Move It Insert

- Helps develop hand/eye coordination
- Creates the sound of rain when spun, stimulating auditory awareness



Counting Insert

- Sliders help develop basic math skills and encourage neural processes



Gears Insert

- Ball moves through designs as gears rotate and turn



Stairs & Ladder

- Stairs have wider treads for up and down climbing to 2' (0,61m), 3' (0,91m), and 4' (1,22m) decks
- Ladder has narrow treads for ascent only with a single handrail and provides access to 5' (1,52m), 6' (1,83m), and 8' (2,43m) decks



Transfer Station

- Provides an accessible route
- Ideal for wheelchair transfer from deck heights of 3' (0,91m) and 4' (1,22m) platforms



Nuvo™ Transfer Station

- New design allows children to transfer from both sides
- Unique look adds flair to your Nuvo playground
- Available to 3' (0,91m) and 4' (1,22m) decks



Wheelchair Ramps

- Width allows two kids in wheelchairs to sit side-by-side or pass each other
- Easy turn-around prevents 'traffic jams'
- Available in wide and standard widths



Balcony

- Keeps children safe
- Available in Balcony (shown), and several variations of Pipe Wall Barriers



GEO Barrier

- Keeps children safe and features a contemporary, aesthetic design



GEO Access Gate

- Features a contemporary, aesthetic design
- Only available in Playmakers™




Telescope for PlayWood Barrier

Telescope

AGES: 2-12

- Telescope allows children to engage in pretend play
- Pipewall barrier and add-on options for increased play value



Coated Decks

- Available in hex, half hex, triangular, half square, and square versions
- Accommodates four activities for square-shaped decks and six for hex-shaped decks



PlayWood™ Square Deck

- Natural look with textured surface for added slip resistance
- Available in square and hex versions



Butterfly Panel



Flower Power Panel



Circles Panel



Triangles Panel



Running Boy Panel

Visual Punch Panels*

AGES: 2-12

Durable steel construction, compatible with Challengers* and Playmakers*



KaleidoBarrier

AGES: 2-12

- Bright panels add color to your Sky Towers*
- Keeps kids safe and makes supervision easy



Disco Spinner

AGES: 2-12

- Bring light play to the ground
- Be a disco sun DJ!
- Available in Playmakers* only

TOP INCLUSIVE PRODUCT



Babble-On

AGES: 2-12

- Includes two cast aluminum talk horns with connecting tubes
- Available in ground-level only

TOP INCLUSIVE PRODUCT



Steering Wheel

AGES: 2-12

- Easy pretend play add-on for any type of playground; ideal for any of our themed playgrounds.
- Attaches to pipewall, balcony, post, and classic insert panels to create a pretend vehicle
- A great inclusive activity



Step Around

AGES: 2-12

- Cast aluminum, post-mount stepping stone
- Textured for "sure" footing



Sling Seat

AGES: 2-12

- Create a cozy spot under decks with this seat
- For use under decks 4' (1,22m) and higher



Playseat

AGES: 2-12


- Ideal for play spaces under decks



Anywhere Seat

AGES: 2-12

- Add seating to any 3-1/2" (0,09m) or 5" (0,13m) post



Kinetic Topper

- Pivots gently in the breeze
- Add movement to your Sky Towers®
- Available in Playmakers® only



Kinetic Flag

- Give a distinctive new look to any Challengers® or Playmakers® system
- Provides colorful sensory experience
- Select a polycarbonate insert or create your own custom graphic insert (Inserts sold separately)



Nuvo™ Roof

- Appears to be floating above the playground
- Graceful curves and swirls add fresh appeal



Nuvo™ Swirl Roof

- Roof designed with a skylight
- Graceful curves and swirls add fresh appeal
- Four-post connection



Angled Flag

- Striking angled design
- Modern pop of color



Skylight

- Add a splash of color to your play space
- Skylights create colorful shadows that children love to interact with
- Provides a sensory experience as well as shade



Camber Half Square Roof

- Use in pairs (shown) or alone to provide economical sun protection
- Underside features outer-space embossing for visual interest



Playmakers®

- Shade as much or as little as you like
- Full deck coverage for maximum sun protection
- Save money while still providing sun protection
- Full Roof (shown) and Open Roof option available



Hex Cabana Roof

- Same great features as our Cabana Roof but in a hexagonal shape



Perforated Steel Carnival Roof

- Sturdy, colorful, perforated steel shade
- Available for use with square (shown), extended square, hex, and extended hex decks



Corrugated Peak Roof

- Add a rustic touch to your playground
- Made of sturdy corrugated steel
- Also available as a slant roof



PlayWood™ Peak Roof

- The perfect finishing touch for your tree house
- Also available as a slant roof



Castle Arch

- Create the perfect entrance to your castle-themed playground
- Available in Challengers® only



Nautical Sail

- Completes the look of your nautical-themed playground
- Each sail sold separately
- Available in Challengers® only



Cabana Roof

- Stylized roof with molded shingles and arched entrances



Themed Flags

- Adds the perfect finishing touch to your themed playground
- Choose from options shown
- Available in Challengers® only



Challengers®

- Adds fun visual impact to any playground; many colors, styles, and sizes add interest and height
- The perfect finishing touch to complete your play structure



PlaySoleil®

- LED post top security night light
- Solar powered rechargeable battery
- Fits: 3.5", 4" and 5" posts

Shade

- Blocks up to 96% of the sun's UV rays
- Keeps playground up to 20 degrees cooler
- Designed to withstand nominal wind loads of 90 mph (144,84 kph) with appropriate footing
- To extend the life of shade, the shade must be removed for winter in snowy regions
- Requires little to no maintenance
- One-piece fabric design for maximum coverage
- Canopies available in 2 sizes – 16' (4,88m) and 20' (6,1m)
- Hypar shade features catenary design system that suspends the fabric away from any structural material that may abrade the fabric
- Choice of one fabric color and one paint color (fabric colors on page 205)
- Shade Hats are available as in-ground mount only



Hat Shade Square-shaped



Large Canopy



Hat Shade Hex-shaped



Playmakers® Hypar Shade

Index

6' Backed In-ground Mounted Bench.....	162	Castle Wall Climber	177	Flex Step Crossing.....	184
6' Picnic Table	162	Catwalk	186	Flower Climber.....	136
32 Gallon Trashcan.....	162	Chime Panel	191	Flower Power Panel	197
32 Gallon Trashcan Lid w/ Cable Attachment	162	Chimes Banner	191	Flower Set Climber.....	152
90° Cloud Walk.....	186	Chinning/Turning Bar	185	Freddy Firetruck Spring Mount.....	126
90° Glide Slide.....	169	Circles Panel.....	197	Freestanding.....	110
90° Wall.....	175	Classic: Early Childhood	106	Freestanding Mighty Descent Slide.....	114
270° Horizontal Loop Ladder	184	Classic: School-Age	72	Fun Centers	96
360° Stainless Steel Spiral Slide.....	171	Classic Spring Riders.....	126	Funky Animals	127
ABC/123 Panel	193	Classic Standard Swings	130	Gaga Pit.....	135
Accessible Climber	178	Climbers: Freestanding	146	Garden Crawl Tunnel.....	91
Accessible Swing Seat	131	Climbing Squares	99, 178	Garden Panel	192
Accessible Whirl.....	120	Climbing Tunnel	147	Garden Sensory Wall	91, 194
Accessible Seesaw.....	125	Closed to Open Dynamic Descent Slide	170	Gas Station	93
Accessible Sign.....	93	Coated Decks	196	Gator Climber	153
Activity Panel.....	194	Coated Oval Crawl Tube.....	187	GEO Components	179, 196
Activity Panel Inserts	194	Colors.....	202	Glide Slide	132, 170
Adventure Bridge	186	Communication Board.....	37	Hairpin Turn	147
Adventure Canyon	147	Community Helpers w/ Tunnel	90	Hammock.....	173
Adventure Series: Components.....	182	Components	164	Hammocking Post with PlaySoleil.....	162
Adventure Tubes	133, 187	Concerto	118	Heavy Duty Swings.....	131
AeroGlider	166	Cone Spinners.....	121	High Climb Adventure Tube.....	133
Airplane Half Panel.....	190	Converge	185	Home Dome	136
Angled Climber	181	Coral Reef Climber.....	153	Hoops Climber	175
Angled Flag.....	198	Core, Torso & Balance Disc Exercises.....	156	Hopscotch Climber	180
Anywhere Seat	197	Corner Rock	147	Horizontal Spiral Ladder.....	184
Appalachian.....	146	Cosmic Warp.....	146	Horn Panel.....	191
Aquatic Tail Tunnel Climber	152	Cozy Cocoon	122	Inclined Cliff Hanger®	178
Arch Bridge.....	186	Cozy Connect	10, 113	Inclusion.....	28
Arch Rider	112	Crawl-Thru Panel	193	Inclusive Go-Getter Garden	32
Arch Swings	131	Crazy Bones Bridge	186	Inclusive Peacock Plaza.....	35
Arm & Shoulder Circles	157	Critter Crossing	168	Inclusive Suburbia	34
Around the Bend.....	147	Cruise Line	129	Infant Fun Center.....	94
Art Panel.....	192	Custom	16	infiNET	60, 100
Babble-On	197	Curved Wall.....	175	Jumble Gym.....	146
Baby Turtle Climber	152	Deck-to-Deck Climber	185	KaleidoBarrier	197
Balance & Sports Activites	134	Deck-to-Deck Rope Bridge	185	KaleidoClimber	180
Balance Beams.....	134	Deep Rung Arch Climber	181	KaleidoCrossing	185
Balance Trax.....	134	Denali Nets	143	KaleidoCrossing Catwalk	186
Balcony	196	Denali Net Bridge	185	KPE Panels	189
Bambino Kiddie Corner	103	Diagonal Climber	175	Large Canopy	142
Bambino Playville	103	Disco Spinner	197	LifeTrail®	159
Beanstalk Climber	180	Door Panel.....	192	Lily Pods	185
Bear Tunnel Climber.....	153	Double Flex Tread Climber.....	180	LiveWire Zip Line	129
Bell Half Panel.....	190	Driver Half Panel.....	190	Log Steps Climber	153
Bell Panel.....	191	Driver Panel.....	192	Log Tube	133, 187
Bell Puzzle Insert	194	Drop Zone Tower	167	Longview.....	149
Belt Connector.....	173	Drum Cannon Panel.....	188	Loopy Whoop.....	122
Bernie Bus Spring Mount.....	126	Drum Panel.....	191	Low Climb Adventure Tube	133
Bing Boing.....	124	Drum Set.....	136	Magnifying Panel.....	188
Bounce Button.....	134, 168	Duo Seesaw	125	Maze Half Panel.....	190
Bouncing Drawbridge	167	Dynamic Descent Slide.....	170	Mighty Descent w/Prism Pass	170
Bow Climber.....	177	Dynamic Descent Slide Arch.....	183	ModPods	101, 144
Branch Out® Components	172	Dynamic Descent Slide w/ Slide-a-Side.....	169	ModPods® Components.....	174
Branch Out® Structures	64	Early Childhood	86	Monorail	129, 167
Brig Panel.....	188	Early Childhood T-Swing.....	130	Moon Rock Climber.....	146
Bubble Panel.....	193	End Wall	175	Motion Play	6, 112, 120, 166
Bugs Half Panel.....	190	ENERGI®	154	Music Store.....	93
Butterfly Climber.....	136, 153	EZ-Digger	137	Naica®	138
Butterfly Panel.....	197	Featured Products.....	6	Nature Hunt Panel.....	188
Cabana Roof.....	198	Find The Way Home Panel.....	193	Nature Station.....	93
Camber Half Square Roof	198	FirstPlay® Infant Fun Center	94	Nautical Porthole Panel.....	188
Canoe Climber.....	152	FirstPlay® Toddler Designs.....	95	Nautical Sail.....	198
Canyon Crossing	185	Fitness & Wellness	154	NEOS®	116
Cargo Net	173	Flex Grip Crossing.....	184	Nucleo	124
Castle Arch.....	198	Flex Grip Pivot.....	184	Nuvo® Slides	132, 169
Castle Treasure Hunt Panel	189	FlexRider	115	Nuvo® Climbers.....	179

Nuvo™ Transfer Station	196	Skylight	198	Tree Climber	181
Olympia	149	Sky Panel	194	Tree House Barrier	188
Oval Crater	183	Sky Rail	166	Tree House Climber	177
Overdrive	123	Sky Swivels	184	Tree House Doorway	188
Overhead Ladder w/Parallel Bar	184	Sky Towers®	66	Tree Log Climber	153
Ozarks	146	Slides	132	Triangles Panel	197
Parallel Bars	134	Sliding Pole	171	Trike Path Signs	93
Pedestal	173	Sling Seat	197	Tri-Mound Stepper	114
PlayCubes®	13, 54, 100, 145	Solar Climber	178	Triple Shoot-Out	135
PlayCubes® Retreat	13, 55	Solar System Half Panel	190	Tripple Racer Slide	171
Playdozer	137	Speed Limit 5 Sign	93	Tri-Verse Climber 96"	178
PlayExpress	137	Spinami	122	Truck	90
PlayForm 7"	150	Spin Central	122, 168	Trunk w/Fabric Canopy	173
Playground	93	Spin Cup	123	Trunk w/Perf Metal Shade	173
PlayHills®	14, 40	Spin Racer Panel	192	Tube Slide	169
Playhouse	91	Spinners	120	Turf Twister	112
Playseat	197	Spintastic	123	Turn 'N Twist	112
PlaySimple®	85, 109	Spiral Climber	181	Twirly Top	112
PlaySoleil™	198	Spring Mates®	126	Twist and Shout Slide	132, 170
PlayTown®	88	Spring Riders	126	Twisted Net Connector	173
PlayWood™ Arch Bridge	186	Stainless Steel Slide	171	Twisted Steel Climber	179
PlayWood™ Barrier	188	Stairs & Ladder	196	Twist Grip Roller	113
PlayWood™ Climber	177	Stalagmites	175	Twist 'N Twirl™	184
PlayWood™ Peak Roof	198	Stationary Buttons	135	Two-Post Hip	163
PlayWood™ Square Deck	196	Steel Curve Climber	178	U-Bounce	168
Post Mount Bells	191	Steering Wheel	197	Unity® Basket Swing	130
Post w/Ladder Climber	181	Steering Wheel Half Panel	189	Unity® Connect	63
Quattro Seesaw	125	Step Around	197	Unity® Dome	142
Quito®	139	Stern Climber	177	Unity® Hoopla Swing	130
Recumbent Bike	157	Stop Sign	93	Unity® Ring	113
Revo	123	Storefront Panel	193	Unity® RockR	124
Rhythm Wall	136	Straight Horizontal Loop Ladder	184	Unity® Slide Climber	132
Ribbon Climber	180	Straight Wall	175	Unity® SpinR 2 Seats	120
Ridge Grip Spinner	113	Summit Climbers Rockies	146	Unity® Steppers	134
Ripple Bridge	186	Sunken Treasure Hunt Panel	188	Upper Silo Climber	178
Rockblocks	147, 176	Super Dome	146	Vaquero	129
Rock Climber	178	Swing Along	131	VertiClimber 36"	179
Rockers & Seesaws	124	Swing Along Seat	131	Vine Climber	177
Rocky Ridge	147	Swings	130	Visual Punch Panels®	197
Rocky Ridge Climber	178	Swirl Saucer	123	Vortex	122, 167
Roller Dynamic Slide	170	Tactile Insert	195	Walk the Plank	167
Roller Slide	171	Telescope	196	Wave Rider Seesaw	124
Rope Ascension	181	Tetherball	135	Web - Medium	142
Rope Bridge Connector	172	The Community Table	162	Whale Climber	152
Rope Ladder	181	Themed Dynamic Descent Slide	170	Wheelchair Ramps	196
Rope Link	183	Themed: Early Childhood	104	Whimsy Wheel Panel	192
Rope Net Climber	181	Themed: School-Age	70	Whirl-a-Round	120
RopeScapes®	47	Themed Spiral Slide	170	Whirligig	123
Round-About	184	The Twister	157	Whirlwind Climbers	146, 178
Round-the-Corner	179	The Vertical Wave	183	Wide Glide Slide	170
Rumble Seat Slide	132, 171	The Wacky Log	183	Wildwood Climber	177
Rushmore™	180	The Wall	183	Window Panel w/ Push Clicker	192
Sand & Water Table w/LolliTops™	137	The Wave	182	Window Planter Panel	188
Scavenger Hunt Panel	193	Three Point Harness	125	WonderFalls	147
School-Age	38	Tianzi™ Freestanding	140	Yield Sign	93
School Zone Sign	93	Tianzi™ Structures	48, 50, 53	Zig-Zag	173
Sculpted Play Elements	18	Tic-Tac-Toe Panel	192	Zig Zag Slide	170, 175
Seesaws	125	Timber Stacks™	148	ZoomTrax	128
Shade	163, 198	Timber Trail Bridge	186		
Shoulder Slide	157	Tire Swing	131		
Sidewalk	135, 168	Toll Booth	93		
Sierra	146	Toss-Up	135		
Silly Tree	91	Tower Steel Climber	181		
Silo Climber	179	Traffic Light	93		
Single Flex Tread Climber	180	Transfer Station	196		
Single Post Swing w/Toddler Beam	130	Transition Climber	185		
Site Amenities	160	Treasure Tumble Panel	193		



EYE-CATCHING COLORS



ROPE COLORS

**Special order colors*



Red



*Khaki**



*Orange**



Blue



*Yellow**



*Purple**



*Golf Green**



Beige



*Bright Green**



*Steel Grey**




Green




Black

Colors are subject to change without notice. Color swatches are for reference only. For accurate color samples and the most up-to-date specifications consult your local representative. Playworld uses high quality materials and state-of-the-art manufacturing processes. Commercial playgrounds and products are subjected to years of environmental and solar exposure. Such extreme exposure takes its toll on paints and pigments, and all colors will fade over time. Playworld does not warrant against color fading or discoloration. It is important to properly maintain your playground to ensure its longevity. Depending on environmental conditions at your location, the installation of fabric shade structures may help to delay fading and discoloration.


PLASTISOL COATING COLORS




Green




Blue




Brown



Red



Gray



Sand

RAPID RESPONSE MAINTENANCE PARTS PROGRAM

Your purchase of a Playworld playground means you are receiving the highest quality product in the industry. With that comes superior service and support. If, during the life of your playground, you need to replace a part, your need is our top priority. You can expect a timely response after you submit your request via one of these methods:

[Playworld.com/Parts](https://www.playworld.com/Parts)


Phone: 800.233.8404 or +1.570.522.9800



ROTMOLDED COLORS



COMPONENT & POST COLORS




1-COLOR SHEET PLASTIC



2-COLOR SHEET PLASTIC



POLYCARBONATE COLORS



PlaySimple®



FirstPlay™ Toddler



Fun Centers™




Colors are subject to change without notice. Color swatches are for reference only. For accurate color samples and the most up-to-date specifications consult your local representative. Playworld uses high quality materials and state-of-the-art manufacturing processes. Commercial playgrounds and products are subjected to years of environmental and solar exposure. Such extreme exposure takes its toll on paints and pigments, and all colors will fade over time. Playworld does not warrant against color fading or discoloration. It is important to properly maintain your playground to ensure its longevity. Depending on environmental conditions at your location, the installation of fabric shade structures may help to delay fading and discoloration.




SHADESURE™ FABRICS


PASSES: NFPA 701 | ASTM-E84



Navy Blue
90% shade factor • 94% UV factor




Royal Blue
86% shade factor • 94% UV factor



Laguna Blue
91% shade factor • 96% UV factor



Turquoise
83% shade factor • 92% UV factor



Rainforest
89% shade factor • 96% UV factor



Silver
88% shade factor • 93% UV factor



Olive
89% shade factor • 95% UV factor



Zesty Lime
84% shade factor • 92% UV factor



Chocolate
92% shade factor • 93% UV factor




Cinnamon
92% shade factor • 94% UV factor




Arizona
84% shade factor • 92% UV factor



Black
95% shade factor • 96% UV factor



Desert Sand
80% shade factor • 92% UV factor



Terracotta
84% shade factor • 90% UV factor




Sunflower Yellow
70% shade factor • 94% UV factor



Electric Purple
83% shade factor • 91% UV factor



White
57% shade factor • 86% UV factor




Red
80% shade factor • 86% UV factor

COLOURSHADE® FR FABRICS

PASSES: NFPA 701 | ASTM-E84 | OSFM TITLE 19




Blue
80% shade factor • 85% UV factor



Green
80% shade factor • 85% UV factor



Yellow
80% shade factor • 89% UV factor



Terracotta
75% shade factor • 82% UV factor



Desert Sand
80% shade factor • 92% UV factor



Silver
80% shade factor • 81% UV factor

Your authorized Playworld representative is:



1000 Buffalo Road, Lewisburg, PA 17837-9795 USA

Phone: +1.570.522.9800 Toll-free: 800.233.8404

Playworld.com     

Playworld Systems®, Inc. is a PlayPower, Inc. company.

©2026 PlayPower®, Inc. All rights reserved.



Scan for
more info



PLAY ACROSS GENERATIONS™

Unite your community with Mighty Descent™!
This signature slope brings visitors of every age and
ability together for daring, cross-generational fun.

Learn more at Playworld.com/Mighty-Descent